

# ARKANSAS RAZORBACKS

Associate Communications Director Jeri Thorpe | jthorpe@uark.edu | Cell-479-283-3344

## '16-'17 SCHEDULE

All: 11-3 | SEC: 0-1 | H: 8-1 | A: 1-2 | N: 2-0 | Ranked: 0-0

NOVEMBER (7-0)		W/L	SCORE
3	OKLA. BAPTIST (EXH)	W	79-32
11	SAM HOUSTON STATE	SECN+ W	71-39
13	LOUISIANA-MONROE	- W	92-46
17	SOUTH DAKOTA	SECN+ W	70-67
21	STETSON	SECN+ W	79-62
25	vs. Memphis!	- W	91-61
26	vs. Navy!	- W	70-67
30	at Tulsa	CST W	57-50

### DECEMBER (4-2)

3	TEXAS TECH*	SECN W	66-60
7	BUTLER	SECN+ W	68-50
11	at Missouri State	ESPN3 L	64-62
18	NORTHWESTERN STATE	SECN+ W	65-36
21	ORAL ROBERTS	SECN+ L	70-60
28	HOUSTON BAPTIST	SECN+ W	101-40

### JANUARY (0-1)

1	at Ole Miss*	SECN L	73-64
5	#4/4 MISSISSIPPI STATE*	SECN+	7 P.M.
8	LSU*	SECN+	2 P.M.
12	at Texas A&M*	SECN+	7 p.m.
15	at Alabama*	SECN	4 p.m.
19	VANDERBILT*	SECN+	7 P.M.
23	MISSOURI*	SECN	6 P.M.
29	at LSU*	SECN	1 p.m.

### FEBRUARY (0-0)

2	GEORGIA*	SECN+	7 P.M.
5	SOUTH CAROLINA*	ESPN2	1 P.M.
9	at Florida*	SECN+	6 p.m.
12	at Missouri*	SECN	5 p.m.
16	KENTUCKY*	SECN+	7 P.M.
19	at Tennessee*	SECN	2 p.m.
23	at Vanderbilt*	SECN+	7 p.m.
26	AUBURN*	SECN	2 P.M.

### MARCH (0-0)

1-5	SEC Tournament	SECN/ESPNU/ESPN2	TBA
-----	----------------	------------------	-----

! - Nugget Classic (Reno, Nevada)

^ - SEC/Big 12 Challenge (Campus Sites)

\* - Southeastern Conference Game

All home games played in BWA (19,200)

All times central and subject to change.

## SEASON HONORS

### Jessica Jackson

- ▶ Preseason All-SEC First Team selection (Coaches)
- ▶ CollegeSportsMadness.com SEC Player of the Week (Dec. 5)

### Jailyn Mason

- ▶ SEC Freshman of the Week (Nov. 29)

## GAME 15 | ARKANSAS (11-3 | 0-1 SEC) VS. #4 MISSISSIPPI STATE (15-0 | 1-0 SEC)

### RAZORBACKS

Head Coach: Jimmy Dykes

@CoachJimmyDykes

At Arkansas: 41-35 (3)

Career Record: 41-35 (3)

W/L Streak: L1

### SERIES INFO

All Time: 18-17 | Fayetteville: 10-5 | Starkville: 6-10 | Neutral: 2-2 | Streak: Arkansas L5



<http://es.pn/2h7VrUi> \ SEC Network Plus \ Alex Perlman and Simeon Hinsey



Razorback Sports Network \ PxP: Phil Elson

LR - KABZ-FM-103.7 \ Fayetteville - KOSM-FM-92.1 \ Ft. Smith - KFPW-AM-1230/FM-94.5 \ Rogers - KURM-AM-790/FM-100.3



<http://es.pn/2h7VrUi>



### BULLDOGS

Coach: Vic Schaefer

School Record: 104-46 (5)

Career Record: 185-156 (12)

W/L Streak: W15

## STORYLINES

### JESSICA JACKSON

- ▶ Single season best 14 consecutive games with double figures
- ▶ Jackson's career-best 34 points against HBU is the second highest point total by an SEC player this year
- ▶ Ranks fifth in career points (1,685), seventh in blocks (122) and 12th in career rebounds (662)
- ▶ Season goal is to shoot more FT (55-76) than 3's (25-67)
- ▶ 91 games with double figure scoring
- ▶ 24 games with 20+ points (four as a senior)
- ▶ Jessica Jackson ranks third in the SEC in all games, averaging 17.6 points per game and third with 246 points scored (1/1/17).
- ▶ Also in the SEC: ranks 13th for rebounding (7.0), 18th for field goal percentage (.419), eighth in 3-pointers made (1.8), T9th in offensive rebounds (2.8), fourth in free throw attempts (76), fourth in free throws made (55) and fourth for field goal attempts (198) (1/1/17)



### DEFENSE DEFINES US



- ▶ 387 defensive rebounds; Fifth in SEC & 32nd in NCAA with +8.65 rebounding margin (1/1/17)
- ▶ Holding opponents to .360 from the field
- ▶ Eight of 14 opponents below their season shooting average - 8-0 when that happens
- ▶ Held four opponents to less than 30% from the floor
- ▶ Forced 218 turnovers

### TOUGH SCHEDULE

- ▶ Arkansas faces four nonconference and 14 total opponents who advanced to the postseason last year
- ▶ The Razorbacks defeated the 2016 WNIT Champion South Dakota, who returned all of its starters from a year ago
- ▶ This week in the polls - (AP/USA TODAY): Mississippi State (4/5), South Carolina (5/6), Kentucky (24/23), Tennessee (RV 42/1), Texas A&M (RV 11/25), Ole Miss (RV 6/-), Florida (RV -/11), Auburn (RV -/3)

### NEWCOMERS CONTRIBUTE

- ▶ McDonald's All-American **Aaliyah Wilson** made her collegiate debut against Stetson
- ▶ Even though **Bailey Zimmerman** and **Keiryn Swenson** are sophomores, they are seeing significantly more playing time and better numbers this season
- ▶ **Bailey Zimmerman** ranks 21st in the NCAA with a 5.0 assist/turnover ratio
- ▶ **Jailyn Mason** -- Career bests for points (11), FG (5), FGA (10), Rebounds (6) against Stetson. Mason earned **SEC Freshman of the Week** honors Nov. 29 after helping Arkansas to the Nugget Classic title in Reno



## LAST GAME'S STARTERS NUMERICAL

NO.	NAME	POS	HT	CL	HOMETOWN/HS/PREVIOUS SCHOOL	PPG	RGP	APG	FG%	3FG%	FT%
00	Jessica Jackson	F	6-3	Sr	Jacksonville, Ark./Jacksonville HS	17.6	7.0	1.9	.419	.373	.724
2	Aaliyah Wilson	G/F	5-10	Fr	Muskogee, Okla./Muskogee HS	4.2	3.6	2.2	.254	.259	.750
3	Malica Monk	G	5-5	So	N. Little Rock, Ark./NLR HS	10.2	2.5	3.5	.506	.333	.774
4	Keiryn Swenson	G/F	6-1	So	Wichita, Kan. /Maize HS	9.8	4.4	0.5	.552	.541	.840
10	Kiara Williams	F/C	6-1	Fr	Little Rock, Ark./LR Central HS	2.8	2.8	0.1	.556	.000	.200
12	Briunna Freeman	G	5-9	So	Pelham, Ga./Pelham HS	8.2	2.6	0.2	.696	-	.643
14	Jailyn Mason	PG	5-9	Fr	Mason, Ohio/William Mason HS	7.9	4.6	3.9	.439	.438	.571
20	Sydney Stout	F	6-0	Fr	Bixby, Okla./Bixby HS	2.8	1.8	-	.500	.429	-
21	Devin Cospier	G	5-10	Jr	Coffeyville, Kan. / Field Kindley HS / Coffeyville CCC	6.4	2.4	2.3	.367	.222	.688
22	Bailey Zimmerman	G/F	6-0	So	St. Vincent, Ark. /Wonderview HS	4.8	4.3	1.4	.365	.289	.476
35	Alecia Cooley	C	6-3	Sr	Evanston, Ill./Evanston Township/State Fair CC	8.3	5.6	1.1	.500	-	.720
42	Yasmeen Ratliff	C	6-5	Fr	Alpharetta, Ga./St. Francis Day	DNP					

## ROSTER SUPERLATIVES

### BY YEAR

SR	2	Jackson, Cooley
JR	1	Cospier
SO	4	Monk, Swenson, Freeman, Zimmerman
FR	5	Wilson, Williams, Mason, Stout, Ratliff

### BY STATE

Arkansas	4	Jackson, Monk, Williams, Zimmerman
Illinois	1	Cooley
Georgia	2	Freeman, Ratliff
Kansas	2	Swenson, Cospier
Ohio	1	Mason
Oklahoma	2	Wilson, Stout

### BY POSITION

Guard	4	Monk, Freeman, Mason, Cospier
G/F	3	Wilson, Swenson, Zimmerman
Forward	3	Jackson, Williams, Stout
Center	2	Cooley, Ratliff

### PRONUNCIATION GUIDE

Aaliyah	uh-LEE-uh
Malica	mal-i-ka
Keiryn	KEER-rynn
Kiara	key-ARE-uh
Briunna	BRE-uh-nah
Jailyn	JAY-lynn
Alecia	uh-LEE-c-uh
Yasmeen	yas-MEAN
Tari	TAR-e
Deffebaugh	DEFF-uh-baugh

### STARTING LINEUPS

OPPONENT	GUARD	GUARD	FORWARD	FORWARD	CENTER
OK BAPT (Exh)	Monk	Mason	Jackson	Zimmerman	Cooley
SHSU	Monk	Mason	Jackson	Zimmerman	Cooley
ULM	Monk	Mason	Jackson	Zimmerman	Cooley
S DAKOTA	Monk	Mason	Jackson	Zimmerman	Cooley
STETSON	Monk	Mason	Jackson	Zimmerman	Cooley
vs. Memphis	Monk	Mason	Jackson	Zimmerman	Cooley
vs. Navy	Monk	Mason	Jackson	Zimmerman	Cooley
at Tulsa	Monk	Mason	Jackson	Zimmerman	Cooley
TEXAS TECH	Monk	Mason	Jackson	Zimmerman	Cooley
BUTLER	Monk	Mason	Jackson	Zimmerman	Cooley
at Mo State	Monk	Mason	Jackson	Zimmerman	Cooley
Northwestern St.	Monk	Mason	Jackson	Zimmerman	Cooley
ORU	Cospier	Mason	Jackson	Zimmerman	Cooley
OPPONENT	GUARD	GUARD	FORWARD	FORWARD	FORWARD
HBU	Cospier	Mason	Jackson	Zimmerman	Swenson
Ole Miss	Cospier	Mason	Jackson	Zimmerman	Swenson
MISS STATE					
LSU					
Texas A&M					
Alabama					
VANDERBILT					
MISSOURI					
LSU					
GEORGIA					
S CAROLINA					
Florida					
Missouri					
KENTUCKY					
Tennessee					
Vanderbilt					
AUBURN					

# JESSICA JACKSON

## AMONG SEC LEADERS

Jessica Jackson ranks in the top-5 in several categories among the active leaders in the SEC

- ▶ 1. Scoring with 1685 points
- ▶ 1. Field Goals Made with 577
- ▶ T1. 3-Point Field Goals Made with 177
- ▶ 3. Rebounding with 662 boards
- ▶ 4. Blocks with 122

## ACTION JACKSON

- ▶ Jessica Jackson was the second fastest player in program history to reach 1,000 career points.
- ▶ She was the 19th player in program history to score at least 1,000 career points and grab at least 500 career rebounds reaching that milestone at LSU in 2016.
- ▶ Jackson became just the seventh player to score at least 1,000 career points, grab at least 500 rebounds and have at least 100 career blocks at Auburn as a junior.
- ▶ She is one of four players to score at least 1,500 points, grab 600+ rebounds and have at least 100 blocks at Arkansas
- ▶ Jessica Jackson ranks third in the SEC, averaging 17.6 points per game.

## JACKSON'S NUMBERS

- ▶ Scored in double figures in a season-best 14 games as a senior and 91 career games
- ▶ Fifteen career double doubles
- ▶ Scored 20+ points 24 times in her career/Four times as a senior
- ▶ She has been Arkansas' leading scorer (or tied for the lead) in 10 games this year
- ▶ She has been among Arkansas' leading rebounders in seven games this year
- ▶ Ranks 12th with 662 career rebounds
- ▶ Ranks seventh with 122 career blocked shots
- ▶ Jessica Jackson has scored in double figures in the first half five times this year (Stetson, Tulsa, Navy, NSU, HBU), including two games with 10 points in the first quarter (Stetson and Tulsa).
- ▶ Jessica Jackson scored a career-high 34 points in the 101-40 win over Houston Baptist. It was her fourth 20+ point game of the year.
- ▶ Jessica Jackson ranks third in the SEC, averaging 17.6 points per game and third with 246 points scored (1/1/17).
- ▶ Also in the SEC: ranks 13th for rebounding (7.0), eighth in 3-pointers made (1.8), T9th in offensive rebounds (2.9), fourth in free throw attempts (76), fourth in free throws made (55) and fourth for field goal attempts (198) (1/1/17)

## POINTS/REBOUNDS/BLOCKS

Player	Points	Rebs	Blocks
Shemeka Christon (01-04)	1951	714	162
Delmonica DeHorney (88-91)	1785	641	235
<b>JESSICA JACKSON (14-PRES)</b>	<b>1685</b>	<b>662</b>	<b>122</b>
Sarah Watkins (10-13)	1386	604	201
Stephanie Bloomer (92-95)	1159	691	126
Amanda Holley (82-84)	1154	683	147
Kim Bunge (80-83)	1047	652	116

## POINTS

Name (Career)	Yr	Gp	Pts
1. Bettye Fiscus (81-85)	4	112	2,073
2. Shameka Christon (00-04)	4	123	1,951
3. Del. DeHorney (87-91)	4	115	1,785
4. Kimberly Wilson (93-97)	4	120	1,733
<b>5. JESSICA JACKSON (14-PRES.)</b>	<b>3+</b>	<b>105</b>	<b>1,685</b>
6. Shelly Wallace (85-89)	4	119	1,583
7. Wendi Willits (97-01)	4	131	1,574
8. C'eira Ricketts (09-12)	4	129	1,537
9. Christy Smith (94-98)	4	111	1,459
10. Karyn Karlin (96-00)	4	111	1,441



## THE NUMBERS

1,685

CAREER POINTS

662

CAREER REBOUNDS

122

CAREER BLOCKS

105

CAREER GAMES PLAYED

## DOUBLE FIGURE SCORING STREAKS

### FRESHMAN

- 25 games with 10+ points
- 18 games with 15+ points
- 7 games with 20+ points
- 1 game with 30+ points
- In season streak: 10 games

### SOPHOMORE

- 26 games with 10+ points
- 18 games with 15+ points
- 5 games with 20+ points
- In season streak: 12 games
- From FR to SO: 7 games

### JUNIOR

- 26 games with 10+ points
- 21 games with 15+ points
- 8 games with 20+ points
- In season streak: 10 games
- **From SO to JR: 18 games**

### SENIOR

- 14 games with 10+ points
- 8 games with 15+ points
- 4 games with 20+ points
- 1 game with 30+ points
- **In season streak: 14 games**
- From JR to SR: 15 games

## WHAT WE ARE TALKING ABOUT

- ▶ Arkansas is 8-17 in SEC home openers since joining the SEC for the 1991-92 season. That mark includes a 1-1 record under head coach Jimmy Dykes. Arkansas lost 52-50 to No. 5 Texas A&M in 2014-15 and defeated No. 10 Texas A&M in 2015-16.
- ▶ Arkansas is 0-1 in SEC home openers against Mississippi State, falling to Bulldogs 81-73 in 2006-07.
- ▶ Arkansas is 27-11 in home games under head coach Jimmy Dykes. That mark includes an 8-1 record this season and a 10-6 record in conference home games.
- ▶ Arkansas is 6-16 against ranked teams under head coach Jimmy Dykes (3-7 in 2015-16, 3-9 in 2014-15). That mark includes a 4-6 record against ranked teams at home, including 3-1 in 2015-16.
- ▶ The last time...
  - ▶ Arkansas defeated a ranked team (64-52 win over No. 24 Missouri on Jan. 17, 2016)
  - ▶ Arkansas defeated a top-10 team (67-61 win over No. 10 Texas A&M on Jan. 7, 2016)
  - ▶ Arkansas defeated a top-five team (82-72 win over No. 2 LSU on Jan. 19, 2003)
- ▶ Mississippi State head coach Vic Schaefer was an assistant coach (1997-2000) and associate head coach at Arkansas (2000-03).
- ▶ With a 73-64 loss at Ole Miss on Sunday, Arkansas is now 4-22 in SEC openers, since joining the league for the 1991-92 season. Arkansas last won an SEC opener during the 2005-06 season.
- ▶ Arkansas was outrebounded 50-33, including 18-6 on the offensive glass, and outscored 44-20 in points in the paint and 16-6 in second-chance points. Ole Miss also outscored Arkansas 30-15 in the third quarter, including an 11-0 run, and the 30 third-quarter points allowed were the most allowed in school history.
- ▶ Arkansas has shot 45 percent or better in seven games this season. Arkansas shot 45 percent or better twice all of last season (30 games) and six times all of 2014-15 (32 games). Arkansas is now 15-0 when shooting 45 percent or better under head coach Jimmy Dykes.
- ▶ Arkansas has held opponents under 30 percent shooting in five games this season: Sam Houston State (26.9), Louisiana-Monroe (22.1), Tulsa (29.7), Northwestern State (25.0) and Houston Baptist (24.1).
- ▶ Arkansas has won the rebounding battle in 11 of the 14 games this season, going 10-1 in those and improving to 33-8 when winning the rebounding battle under head coach Jimmy Dykes.
- ▶ Arkansas has had five different players score in double figures in the first half of games this season: Jessica Jackson (five times), Keiryn Swenson (two times), Malica Monk, Alecia Cooley and Devin Cospser.

- ▶ Arkansas ranks sixth in the SEC in field-goal percentage (.441) and fourth in the SEC in 3-point field-goal percentage (.364). Defensively, Arkansas ranks seventh in field-goal percentage defense (.60) and sixth in the 3-point field-goal percentage defense (.283).
- ▶ Arkansas ranks third in the SEC and 18th in the nation in the turnovers per game, committing just 13.1 turnovers per game.
- ▶ Arkansas ranks fifth in the SEC and 32nd in the nation in scoring defense, holding opponents to 56.1 points per game.
- ▶ Arkansas ranks second in the SEC in defensive rebounding percentage (.721) and fifth in the SEC in offensive rebounding percentage (.382). Arkansas is one of two SEC schools, along with Mississippi State, to rank in the top five of both categories.
- ▶ Arkansas also ranks fifth in the SEC and 32nd in the nation in rebound margin, outrebounding opponents by 8.6 rebounds per game.
- ▶ Arkansas is off to an 11-3 start for the first time under head coach Jimmy Dykes, the best start since a 13-1 start to the 2013-14 season.
- ▶ Arkansas finished with an 11-2 nonconference regular-season record, the best under head coach Jimmy Dykes and the best since a 13-0 record during the 2013-14 season.

## PLAYER NOTES AND NUMBERS

- ▶ Among Arkansas' leading scorers: Jackson 10x; Swenson 2x; Cooley 1x; Monk 1x; Cospser 1x; Mason 1x
- ▶ Among Arkansas' leading rebounders: Jackson 7x; Cooley 3x; Zimmerman 3x; Mason 2x, Swenson 1x
- ▶ Six Razorbacks average 20+ minutes per game: Jackson, Monk, Cooley, Mason, Swenson, Zimmerman
- ▶ Jessica Jackson leads the team in points, scoring average, field goal attempts, field goals made, 3-point field goal attempts, 3-point field goals made, free throw attempts, free throws made, offensive and defensive rebounds
- ▶ Alecia Cooley leads Arkansas in blocks
- ▶ Malica Monk leads the team in free throw percentage, assists and steals
- ▶ Jessica Jackson (34 points), Keiryn Swenson (23 points) and Sydney Stout (8 points) all scored career highs, while Jaielyn Mason recorded her first career double-double with 10 points and 11 assists against Houston Baptist.
- ▶ Jessica Jackson's 34 points against Houston Baptist were tied for second-most points by an SEC player this season and tied for the 11th-most points in Arkansas history.
- ▶ Jessica Jackson scored 30 or more points for the second time in her career and the first time since scoring 31 points as a freshman against Ole

## SEEING DOUBLE

### DOUBLE FIGURE GAMES

Jessica Jackson (91/25)	Times	20+ (30+)
2013-14	25	7 (1)
2014-15	26	5
2015-16	26	8
2016-17	14	4 (1)
Devin Cospser (17)	Times	
2015-16	14	
2016-17	3	
Alecia Cooley (14)	Times	
2015-16	7	
2016-17	7	
Malica Monk (10)	Times	
2015-16	3	
2016-17	7	
Keiryn Swenson (7)	Times	
2016-17	7	
Jaielyn Mason (5)	Times	
2016-17	5	
Aaliyah Wilson (2)	Times	
2016-17	2	
Bailey Zimmerman (1)	Times	
2016-17	1	

### DOUBLE-DOUBLES

#### Jessica Jackson

Pts	Reb	Opponent	Date
11	10	at Ole Miss	1-1-17
34	10	Houston Baptist	12-28-16
16	10	Florida	1-29-16
15	12	at Butler	12-13-15
13	10	Southeastern La.	11-13-15
20	13	SHSU	11-15-15
19	11	at Missouri	3-1-15
17	13	LSU	2-22-15
14	11	at Alabama	2-1-15
18	10	No. 5/8 Texas A&M	1-4-15
19	12	Savannah State	11-16-14
18	11	Tennessee Tech	12-20-13
23	10	at Florida	1-9-14
31	10	Ole Miss	1-19-14
19	12	Auburn	2-2-14
21	11	Ole Miss (SEC)	4-5-14

#### Alecia Cooley

Pts	Reb	Opponent	Date
11	10	Florida	1-28-16
12	10	No. 24 Missouri	1-17-16
12	10	Missouri State	12-2-15
10	11	Memphis	12-25-16

#### Jaielyn Mason

Pts	Ast	Opponent	Date
10	10	at Ole Miss	1-1-17
10	11	Houston Baptist	12-28-16

Miss on Jan. 19, 2014. She also grabbed a career-high 10 rebounds for her first double-double of the season and the 14th of her career.

- ▶ Jessica Jackson has scored in double figures in all 14 games this season and has led the team in scoring in 10 of 14 games this season. She leads the team and ranks third in the SEC, averaging 17.6 points per game.
- ▶ Jessica Jackson ranks fourth in the SEC in free throws made (55) and free throws attempted (76).

### DYK - JAILYN MASON

- ▶ Jailyn Mason moved to point guard for three games (ORU, HBU, Ole Miss).
- ▶ In that time, Mason has scored 39 points, had 24 assists, grabbed 15 rebounds and had just two turnovers in 109 minutes of play at PG
- ▶ She ranks tied for seventh in the SEC with 3.9 assists per game
- ▶ Mason is fifth in the SEC with a 2.9 assist/turnover ratio
- ▶ She ranks 20th averaging 30.4 minutes played
- ▶ Her 11 assists versus HBU ranks tied for the sixth most in a game by an SEC player this season
- ▶ Mason had her first double-double with 10 points and 11 assists against HBU and followed with her second double-double with 10 points and 10 assists at Ole Miss.

### TEAM NOTES AND NUMBERS

- ▶ Arkansas has made 25+ field goals in seven games; the Razorbacks are 7-0 in those games
- ▶ Arkansas has made 5+ 3-pointers in 12 games and the team is 10-2 in those games
- ▶ The Razorbacks have made 15+ free throws in five games and are 4-1 in those contests
- ▶ Arkansas has scored 70+ points seven times; we are 7-0 in those games
- ▶ Arkansas has outscored its opponents 10 times in the first half, been tied once and been outscored three times in the first 20 minutes

### THE FOURTH QUARTER

- ▶ Arkansas is shooting 38.9% (77-198) in the fourth quarter
- ▶ Jessica Jackson averages 3.4 ppg in the final frame
- ▶ The Razorbacks are outrebounding opponents 159-121 in the fourth quarter
- ▶ Arkansas is outscoring opponents by a +1.9 margin and out rebounding them by +2.7
- ▶ Arkansas has committed more turnovers (42) than its opponents (37)
- ▶ Arkansas has outscored nine opponents in the fourth quarter winning six of those games and falling to Missouri State, ORU and at Ole Miss
- ▶ South Dakota, Navy, Texas Tech, Butler and NSU

all outscored Arkansas in the fourth quarter but the Razorbacks won the game

- ▶ Arkansas outscored Tulsa 23-11 on the road - the largest margin this season

### RPI NOTES (1/1/17)

- ▶ Arkansas currently ranks No. 114 in the NCAA RPI report
- ▶ Arkansas is No. 73 in the Jeff Sagarin/CBN ratings
- ▶ Arkansas is No. 114 in the Warren Nolan rankings

### MOVING UP

Arkansas' field goal percentage is getting better. Last season, the Razorbacks shot .365 from the field (676-1850). This year, the Razorbacks are shooting .441 (374-848) and rank as the fourth-most improved team from a year ago.

### Top 10 Improved FG% Teams

1.	Texas Tech	8.75%
2.	Mississippi State	8.59%
3.	Ole Miss	7.71%
4.	<b>Arkansas</b>	<b>7.52%</b>
5.	Rider	7.51%
6.	Washington	7.36%
7.	Portland State	7.29%
8.	Providence	7.00%
9.	Hartford	6.82%
10.	Wichita State	6.72%

### ARKANSAS' STARTERS

- ▶ The Razorback starters have scored 696 points - 67.96% of the team's points
- ▶ The starters have grabbed 341 rebounds - 58.27% of the total
- ▶ The starters have made 53 3-pointers and are 137-189 (.725) from the line

### ARKANSAS' BENCH

- ▶ The Razorback bench has outscored the opponent's bench 320-242 this year
- ▶ Alecia Cooley came off the bench versus HBU and at Ole Miss. She leads the team's bench players with 11.0 ppg in that role
- ▶ Arkansas' bench has hit 30 3-pointers compared to just 16 by opponents

### ON THIS DATE

Jan. 5				
1980	Arkansas	60	Pittsburg St.	59
1983	Arkansas	58	NW St.	62
1984	Arkansas	58	CP-Pomona	48
1985	Arkansas	80	SMU	64
1988	Arkansas	70	Texas	89
1991	Arkansas	88	Houston	61
1992	Arkansas	50	Memp. State	58
1993	Arkansas	47	Oklahoma St.	62
1997	Arkansas	84	MSU	67
2001	Arkansas	101	Tulsa	60
2003	Arkansas	85	Montana St.	37
2006	Arkansas	66	MSU	45
2008	Arkansas	80	Texas Tech	57
2012	Arkansas	72	#6/7 KY	84

### STORYLINES

#### #BeArkansas

#BeArkansas - We keep the players who fit our program's needs home as well as show other great players what it means to represent the Razorbacks

- ▶ Five in-state players
- ▶ Five newcomers had offers from several other schools but chose Arkansas because of the coaching staff, the current players and the university
- ▶ Fayetteville No. 1 In Best Value. More: <http://bit.ly/2emfcaQ>.
- ▶ Be Relentless...Be Hard To Guard...Be the team no one wants to play

#### Expectations

Dykes has high expectations for this season. He has nine returners and five newcomers who will impact the team from day one.

- ▶ Return 77.9% of our scoring including our top three scorers (Jackson, Cosper, Danberry)
- ▶ Return 70.3% of our rebounding including three of the top four (lost Melissa Wolff)
- ▶ Nine returning players and five newcomers including ESPN No. 30 Aaliyah Wilson

#### Awards \ Honors \ Goals

**Jessica Jackson** returns for her senior season as just the fourth player in program history to earn All-SEC First Team honors. Her goal is to elevate her game and get drafted by the WNBA at the end of the year.

Jackson was named **CollegeSportsMadness.com SEC Player of the Week** Dec. 5.

Newcomer **Aaliyah Wilson** is just the second McDonald's All-American to sign with Arkansas out of high school. Expectations are high for this freshman.

## WE ARE FAMILY

Several Razorback players hail from large families. Check out some of the family sizes here.

Briunna Freeman	9
Brittany, James, Leonard, Duntrez, Rhaheem, Javell, Shambrika, Kendra, Brandon	
Jessica Jackson	7
Chris, Adrian, Asia, Jennifer, Kailyn, Cedric, Khylan	
Alecia Cooley	7
Mia, Cojuan, Janava, Cheri, Laurie, Amber, Jasmine	
Yasmeen Ratliff	5
Stacia, Alexis, Sasha, Adonis, Darius	
Kiara Williams	4*
Jasmine Davis, Rodney Davis, Deunte Davis, Deundre Davis	
Bailey Zimmerman	3
John Paul, Jordan, Brooke	
Malica Monk	2
Mark, Mason	
Keiryn Swenson	2
Kameron, Konner	
Aalyah Wilson	2**
Devante, Alexis	
Devin Cospier	1
Sierra	
Sydney Stout	1
Savanna	
Jailyn Mason	14***
Roman, Amari, Elijah, Isaiah	

\*Williams also grew up with 2 aunts and a cousin in the household

\*\*Grandmother had 16 kids so she had a lot of cousins around

\*\*\*Has 14 siblings and is closest with the ones who are listed

### SPEAKING OF FAMILY

Bailey Zimmerman is a cousin of Arkansas men's basketball assistant coach Matt Zimmerman.

### A MAJOR ACCOMPLISHMENT

Alecia Cooley	Communication
Devin Cospier	Communication
Briunna Freeman	Psychology
Jessica Jackson	Rec. & Sport Management
Jailyn Mason	Journalism: News/Editorial
Malica Monk	Rec. & Sport Management
Yasmeen Ratliff	Apparel Merch./Product Dev.
Tatiana Smith	Criminal Justice
Sydney Stout	Management
Keiryn Swenson	Accounting
Kiara Williams	Agricultural Business
Aalyah Wilson	Pre-Physical Therapy
Bailey Zimmerman	Apparel Merch./Product Dev.

**Jailyn Mason** earned **SEC Freshman of the Week** honors Nov. 29, after helping the Razorbacks to the Nugget Classic title in Reno. It is her first collegiate honor and the first for Arkansas this season.

### Building a Strong Foundation

Jimmy Dykes is building a strong foundation. The goal is to win but he won't sacrifice the process. Academics, work ethic and attitude will impact playing time as much as a player's shooting percentage.

- ▶ Getting players who fit our style on and off the court
- ▶ Getting things done in the classroom - six consecutive semesters above a 3.0 GPA

### HOME SWEET HOME

- ▶ Arkansas is 254-97 in 24 seasons in Bud Walton
- ▶ Jimmy Dykes is 28-11 in BWA (8-6/11-4/7-1)

### 2016-17 NEWCOMERS

#### FRESHMAN VIDEOS

Get to know our newcomers in their own words. Watch Now!

MASON - [bit.ly/MasonShoe](http://bit.ly/MasonShoe)  
 Ratliff - [bit.ly/YasRatliff](http://bit.ly/YasRatliff)  
 Stout - [bit.ly/GTKStout](http://bit.ly/GTKStout)  
 Williams - [bit.ly/KiaraWilliams](http://bit.ly/KiaraWilliams)  
 Wilson - [bit.ly/AWilsonHorses](http://bit.ly/AWilsonHorses)

- ▶ Yasmeen Ratliff is the daughter of long-time NBA player Theo Ratliff
- ▶ Ratliff says defense is her strength
- ▶ Kiara Williams grew up in a busy household with two step-brothers, a little sister and little brother, a cousin and two aunts
- ▶ Williams is a big fan of the Marvel superhero movies
- ▶ Jailyn Mason has an Air Jordan shoe collection
- ▶ Check out the photos of Mason's collection here > [bit.ly/MasonShoe](http://bit.ly/MasonShoe)
- ▶ Aaliyah Wilson has three siblings and a lot of cousins - her grandmother had 16 children
- ▶ Wilson loves to ride horses and has owned a couple of horses

### DEEP BENCH-WITH EXPERIENCE

Last season, Arkansas had just three returners who had played minutes for head coach Jimmy Dykes. This year, the Razorbacks returned nine players who saw action in games last season. The returners had 290 combined games of experience, 2,367 career points and 1,065 career rebounds prior to the 2016-17 season.

- ▶ Arkansas welcomed eight newcomers in 2015-16 and was the youngest team in the SEC and fifth-youngest in the country in terms of current players with minutes under the current head coach.

- ▶ This year, the Razorbacks return nine of 12 players from a year ago and have two seniors on the roster making them much more experienced than a year ago.

### DOUBLE DIGIT SCORING IN THE FIRST HALF

- ▶ Malica Monk was the first player to score in double figures in the first half of a game with 10 points against Sam Houston State.
- ▶ Jessica Jackson scored in double figures in the first half five times this year:
  - ✓ Stetson with 11
  - ✓ Navy with 14
  - ✓ at Tulsa with 10
  - ✓ Northwestern State with 17
  - ✓ HBU with 20 (in 15 minutes)
- ▶ Jessica Jackson had 10 points in the first quarter against Stetson. It is the second time in her career she had double figure points in the 1Q
- ▶ Jessica Jackson added a third time with 10 points in 1Q at Tulsa
- ▶ Alecia Cooley had 10 points in the first half against Memphis
- ▶ Keiryn Swenson became the fourth different Razorback with double digits in the first 20 minutes when she had 12 against Butler
- ▶ Devin Cospier added her name to this list with double digits in the first 20 minutes at Missouri State. She finished with a career-best 18 points.

### TOUGH SCHEDULE IN 2016-17

The SEC is always a tough place to play and this year is no exception

- Arkansas faces seven ranked or receiving votes (as of 12/27/16) opponents for eight games in SEC play
- This includes No. 5 Mississippi State, No. 6 South Carolina, No. 17 Kentucky, RV (11) Tennessee, (7) Texas A&M, (3) Ole Miss, (2) Vanderbilt
- The Razorbacks have a stretch in which five of seven opponents are ranked or getting votes
- Two of those contests are on the road
- The SEC sent nine teams to the NCAA Tournament an one other to the WNIT last season

It's not just the SEC either. The Razorbacks have put together a non-conference schedule that will allow the team to find itself while getting tough for league play:

- Arkansas hosted WNIT Champ South Dakota
- The Razorbacks travel to Missouri State who took part in last year's NCAA Tournament
- Northwestern State picked sixth/T5th; Houston Baptist picked 8th/8th; Sam Houston State picked 9th/9th in Southland preseason coach's/sports information director's polls
- Stetson and Texas Tech are 8-3, South Dakota 10-2

### PREVIOUS GAME NOTES

- ▶ The win over Stetson denied the Hatters a 5-0 start for the first time in program history.
- ▶ The win over South Dakota snapped an eight-game winning streak. That was the second-longest winning streak in the nation at that time.
- ▶ Arkansas held Tulsa to season lows in field-goal percentage (29.7 percent), 3-point field-goal percentage (14.3 percent) and scoring (50 points).
- ▶ Held Stetson to two offensive rebounds; Held Tulsa to season low field goal percentage (29.7) and 3-point field goal percentage (14.3)
- ▶ Arkansas had 11 consecutive defensive stops in the fourth quarter in a come-from-behind win at Tulsa
- ▶ Arkansas defeated Tulsa 57-50, when trailing 39-34 after three quarters. Since the NCAA switched to four quarters for the 2015-16 season, the only other time that Arkansas won when trailing after three quarters was Feb. 18, 2016, at home against Alabama, when Arkansas trailed 51-48 and came back to win 69-67.
- ▶ Arkansas defeated Texas Tech 66-60, to improve to 2-1 all-time in the SEC/Big 12 Challenge, and also help the SEC to a 6-4 win over the Big 12 in the SEC/Big 12 Challenge this season.
- ▶ Opened with 10-0 run holding Butler without a point for the first 4:57 of the game
- ▶ Arkansas held Northwestern State to 36 points, including 13 first-half points, both season lows for points allowed by Arkansas. The 41-13 half-time lead also represented their largest half-time lead this season.
- ▶ Arkansas closed nonconference play with a 101-40 win over Houston Baptist, eclipsing the century mark for the first time since scoring 100 in a 100-54 win over Mississippi Valley State on Dec. 28, 2013.
- ▶ Arkansas set season highs for points in the first half (54 points), halftime lead (30 points), points in a game (101 points) and margin of victory (61 points) against Houston Baptist.
- ▶ Also against Houston Baptist, Arkansas set season highs with 10 3-point field goals and 27 assists. Jailyn Mason set a career high and an

Arkansas individual season high with 11 assists.

- ▶ Arkansas set the school record with 31 points in the second quarter and tied the school record with 34 points in the third quarter, outscoring Houston Baptist 65-18 in the middle frames.
- ▶ Arkansas shot 52.1 percent from the floor against Houston Baptist, its third game to shoot 50 percent or better and its seventh game to shoot 45 percent or better this season.
- ▶ Arkansas held Houston Baptist to 24.1 percent shooting, the second-lowest field-goal percentage allowed by Arkansas and the fourth game that Arkansas has held an opponent under 30 percent shooting this season.

### AP TOP 25 (1.2.17)

RK	TEAM	RECORD	PTS
1	Connecticut (33)	13-0	825
2	Baylor	13-1	781
3	Maryland	13-1	739
4	Mississippi State	15-0	714
5	South Carolina	11-1	691
6	Florida State	13-1	654
7	Notre Dame	12-2	651
8	Louisville	13-2	610
9	UCLA	11-2	551
10	Stanford	12-2	497
11	Ohio State	12-4	440
12	Washington	14-2	418
13	Duke	12-1	415
14	Miami	11-2	405
15	Texas	8-4	324
16	Oregon State	13-1	304
17	West Virginia	13-1	289
18	Virginia Tech	13-0	282
19	Arizona State	10-3	256
20	California	13-1	160
20	Oklahoma	11-3	160
22	South Florida	11-1	146
23	DePaul	10-4	88
24	Kentucky	9-5	71
25	Kansas State	11-3	54

Others receiving votes: Tennessee 42, Colorado 38, Syracuse 37, NC State 26, Texas A&M 11, Utah 10, Ole Miss 6, USC 5, Michigan 5, Boise State 5, Green Bay 5, Northwestern 4, Marquette 3, Oklahoma State 2, Georgia Tech 1

### SA TODAY COACHES POLL (1.2.17)

RK	TEAM	RECORD	PTS
1	Connecticut (32)	13-0	800
2	Baylor	13-1	747
3	Maryland	13-1	723
4	Mississippi State	15-0	701
5	South Carolina	11-1	681
6	Notre Dame	13-2	637
7	UCLA	11-2	578
8	Florida State	13-2	533
9	Louisville	13-3	499
10	Stanford	12-2	475
11	Washington	14-2	444
12	Oregon State	13-1	439
13	Ohio State	12-4	430
14	Miami	12-2	387
15	Duke	13-1	383
16	West Virginia	13-1	304
17	Texas	8-4	284
18	Virginia Tech	14-0	249
19	Arizona State	10-3	235
20	California	13-1	204
21	DePaul	11-4	140
22	South Florida	11-1	110
23	NC State	12-3	107
24	Oklahoma	11-3	97
25	Syracuse	10-5	83

Others receiving votes: Michigan State 32, Northwestern 17, Kentucky 17, Green Bay 16, Tennessee 11, Michigan 11, Oklahoma State 7, Texas A&M 6, Kansas State 5, Tulane 3, Utah 3, Temple 2

## STATS & STANDINGS

TEAM	SEC			OVERALL		
	W	L	PCT.	W	L	PCT.
Auburn	1	0	1.000	11	4	.733
Ole Miss	1	0	1.000	12	2	.857
Mississippi State	1	0	1.000	15	0	1.000
Missouri	1	0	1.000	11	4	.733
South Carolina	1	0	1.000	11	1	.917
Tennessee	1	0	1.000	9	4	.692
Texas A&M	1	0	1.000	11	3	.786
Alabama	0	1	.000	12	2	.857
Arkansas	0	1	.000	11	3	.786
Florida	0	1	.000	9	5	.643
Georgia	0	1	.000	8	6	.571
Kentucky	0	1	.000	9	5	.643
LSU	0	1	.000	11	3	.786
Vanderbilt	0	1	.000	10	4	.714

### SEC & NCAA STATS (1/3/17)

CATEGORY*	ALL GAMES	SEC ONLY	NCAA
Scoring Defense	5 (56.1)	-	32
Scoring Margin	5 (+16.5)	-	30
3-Point Field Goal Pct.	4 (.364)	5 (.304)	47
3-Point FG Defense	-	T5 (.250)	61
Rebounding Defense	5 (32.6)	-	-
Rebounding Margin	5 (+8.6)	-	32
Blocked Shots	5 (4.3)	T4 (3.0)	72
Assists	-	2 (19.0)	75
Turnover Margin	-	5 (+1.0)	82
Assist/TO Ratio	T2 (1.2)	4 (1.5)	31
Defensive Rebounding Pct.	2 (.721)	-	-
Offensive Rebounding Pct.	5 (.382)	-	-
3-Point FG Made	5 (5.9)	2 (7.0)	127

\*Top five only

### INDIVIDUAL\*

	ALL GAMES	SEC ONLY
Scoring   Jessica Jackson	3 (17.6)	Swenson   11 (19.0)
Cooley   T29 (12.0)	-	-
Rebounding   Jessica Jackson	13 (7.0)	Jackson   T7 (10.0)
Assists   Jaiilyn Mason	T8 (3.9)	Mason   T1 (10.0)
Assists   Malica Monk	T2 (3.5)	Jackson   T11 (4.0)
FT Pct. -	Keiryn Swenson   T1 (1.000)	-
Steals   Malica Monk	T12 (1.9)	Cosper   T12 (2.)
3-Point FGM   Jessica Jackson	8 (1.8)	Swenson   T2 (4.0)
Jackson   T7 (2.0)	-	-
3-Point FG Pct.	-	Swenson 5   (.444)
Blocks   Alecia Cooley	12 (1.2)	Swenson, Cooley, Mason   T8 (1.0)
A/TO Ratio   Jaiilyn Mason	5 (2.9)	Mason   6 (10.0)
A/TO Ratio   Malica Monk	6 (2.4)	-
Off. Reb.   Jessica Jackson	T9 (2.8)	-
Def. Reb.	-	Jackson   8 (8.0)
Minutes   Jaiilyn Mason	20 (30.4)	Jackson   T9 (38.0)
Minutes   Jessica Jackson	23 (30.3)	Swenson   T12 (37.0)
Mason   T15 (36.0)	-	-
Cosper   T29 (33.0)	-	-

### SEC SCHEDULE

#### JANUARY

5 (Thursday)

*Ole Miss at Alabama (SECN+)	7:00 p.m. CT
*Mississippi State at Arkansas (SECN+)	7:00 p.m. CT
*South Carolina at Auburn (SECN+)	6:00 p.m. CT
*Texas A&M at Georgia (SECN+)	7:00 p.m. ET
*Missouri at Kentucky (SEC Network)	7:00 p.m. ET
*Florida at LSU (SECN+)	7:00 p.m. CT
*Tennessee at Vanderbilt (SEC Network)	8:00 p.m. CT

8 (Sunday)

*Alabama at Missouri (SECN+)	2:00 p.m. CT
*LSU at Arkansas (SECN+)	2:00 p.m. CT
*Ole Miss at Auburn (SEC Network)	3:00 p.m. CT
*South Carolina at Florida (ESPNU)	12:00 p.m. ET
*Vanderbilt at Georgia (SEC Network)	12:00 p.m. ET
*Texas A&M at Kentucky (SEC Network)	2:00 p.m. ET
*Mississippi State at Tennessee (SECN+)	2:00 p.m. ET

## ABOUT OUR OPPONENT

### MISSISSIPPI STATE BULLDOGS

- Picked to finish second in the SEC preseason coaches' poll, Mississippi State is 15-0 and began SEC play with a 74-48 win over LSU on Sunday. The Bulldogs also have a 79-68 win over No. 8 Texas on Nov. 20.
- Mississippi State is the last remaining undefeated team in the SEC and one of three remaining undefeated teams in the nation, along with Connecticut and Virginia Tech.
- Mississippi State leads the SEC and ranks fifth in the nation in scoring margin (+28.7 points per game). MSU also ranks second in the SEC and 15th in the nation in scoring offense (81.4 points per game) and ranks second in the SEC and 12th in the nation in scoring defense (52.7 points per game).
- Mississippi State leads the SEC and ranks second in the nation in both free throw attempts and free throws made, going 249-of-354 from the free-throw line for a 70.3 shooting percentage.
- Mississippi State leads the SEC and ranks 11th in the nation in field-goal percentage (48.3 percent) and ranks second in the SEC and 16th in the nation in 3-point field-goal percentage (39.1 percent).
- Mississippi State ranks third in the SEC and 19th in the nation in rebounding margin (+10.3 rebounds per game) and ranks second in the SEC and seventh in the nation in turnover margin (+8.47 turnovers per game).

- A preseason All-SEC selection, Victoria Vivans leads Mississippi State in scoring, averaging 16.7 points per game. Morgan William (10.5 points per game) and Chinwe Okorie (10.0 points per game) also average in double figures.

- Morgan William ranks second in the SEC in free throw attempts (79) and free throws made (64), ranking 33rd and 23rd in the nation, respectively.

### SERIES NOTES

- All Time: 18-17
- Fayetteville: 10-5
- Starkville: 6-10
- Neutral: 2-2
- Streak: Arkansas L5
- Arkansas lost both meetings with Mississippi State last season, falling 80-55 in Starkville and 65-55 in Fayetteville.
- Arkansas is 18-17 all-time against Mississippi State but has lost each of the last five meetings, last defeating the Bulldogs in Fayetteville during the 2011-12 season.

	ARK	MS
Scoring	1016	1221
PPG	72.6	81.4
Margin	+16.5	+28.7
Field Goals	374	443
Attempted	848	918
Pct	.441	.483
3-Point FG	83	86
Attempted	228	220
3PTPG	5.9	5.7
Pct.	.364	.391
Free Throws	185	249
Attempted	267	354
FTPG	13.2	16.6
Pct.	.693	.703
Rebounds	577	575
RPG	41.2	38.3
Margin	+8.6	+10.3
Assists	220	239
APG	15.7	15.9
Turnovers	184	208
TPG	13.1	13.9
TO Margin	+2.4	+8.5
Steals	108	158
SPG	7.7	10.5
Blocks	60	52
BPG	4.3	3.5

### MISSISSIPPI STATE ..... 18-17

Games: 35

SEC: 18-17

Series Record: Arkansas leads 18-17

Fayetteville: 10-5

Starkville: 6-10

Neutral: 2-2

2/15/1992	AR	66	MSU	76	Starkville
2/13/1993	AR	80	MSU	51	Fayetteville
2/26/1994	AR	67	MSU	61	Starkville
2/26/1995	AR	86	MSU	63	Fayetteville
1/6/1996	AR	67	MSU	77	Starkville
1/5/1997	AR	84	MSU	67	Fayetteville
1/15/1998	AR	80	MSU	73	Starkville
1/28/1998	AR	89	MSU	70	Fayetteville
1/14/1999	AR	85	MSU	58	Fayetteville
1/28/1999	AR	60	MSU	81	Starkville
2/24/1999	AR	70	MSU	79	Chattanooga
1/20/2000	AR	56	#22 MSU	69	Starkville
1/18/2001	AR	72	#21 MSU	45	Fayetteville
3/1/2001	AR	94	MSU	76	Memphis
1/24/2002	AR	82	MSU (OT)	85	Starkville
2/20/2003	AR	59	#16 MSU	72	Fayetteville
2/1/2004	AR	55	MSU	57	Starkville
3/4/2004	AR	74	MSU	79	Nashville
1/16/2005	AR	83	MSU	71	Fayetteville
3/3/2005	AR	80	MSU	73	Nashville
1/5/2006	AR	66	MSU	45	Starkville
1/22/2006	AR	60	MSU	58	Fayetteville
1/7/2007	#20 AR	73	MSU	81	Starkville
2/1/2007	AR	75	MSU	80	Fayetteville
1/27/2008	AR	56	MSU	42	Fayetteville
1/25/2009	AR	65	MSU	62	Starkville
1/14/2010	AR	60	MSU	78	Fayetteville
1/9/2011	AR	61	MSU	56	Starkville
1/26/2012	AR	51	MSU	35	Starkville
2/19/2012	AR	67	MSU	53	Fayetteville
2/3/2013	AR	44	MSU	47	Starkville
1/12/2014	#25 AR	50	MSU	54	Fayetteville
1/8/2015	AR	57	#14/15 MSU	72	Starkville
1/10/2016	AR	55	#5/6 MSU	80	Starkville
1/31/2016	AR	55	#13 MSU	65	Fayetteville



## ARKANSAS RECORD WHEN ...

.....'16-'17.....Dykes		
Scoring First.....7-2.....NA		
Leading at Halftime.....9-1.....33-9		
Tied at Halftime.....1-0.....3-0		
Trailing at Halftime.....1-2.....5-26		
Shoots 45% or better.....7-0.....15-0		
Shoots less than 45%.....4-3.....26-35		
Opponent shoots less than 45%.....10-1.....38-21		
Opponents shoots 45% or better.....1-2.....3-13		
Outrebound opponent.....10-1.....33-8		
Ties opponent rebounds.....0-0.....2-3		
Outrebounded by opponent.....1-2.....5-24		
Fewer Turnovers.....7-2.....23-18		
Same number of turnovers.....0-1.....4-5		
More TOs than opponent.....4-0.....14-12		
Overall.....11-3.....41-35		
Home.....8-1.....27-11		
Road.....1-2.....8-19		
Neutral.....2-0.....6-5		
Nonconference.....11-2.....28-15		
Nonconference home.....8-1.....17-5		
Nonconference away.....1-1.....5-5		
Nonconference neutral.....2-0.....6-5		

In November.....7-0.....15-4	
In December.....4-2.....11-8	
In January.....0-1.....6-12	
In February.....x.....7-7	
In March.....x.....2-4	

On Monday.....1-0.....5-1	
On Tuesday.....x.....x	
On Wednesday.....3-1.....5-3	
On Thursday.....1-0.....9-10	
On Friday.....2-0.....6-3	
On Saturday.....2-0.....3-1	
On Sunday.....2-2.....13-17	

White Uniforms.....10-1	
Cardinal Uniforms.....1-2	
Shots at the Buzzer (Quarter, Half or Game)	
Jessica Jackson	
SD 4Q (:09); TTU 1Q (3pt :01); NSU 2Q (3pt :01)	
Jailyn Mason	
Memphis 1Q (3pt :00); Texas Tech 2Q (:06); ORU 1Q (:04)	
Aaliyah Wilson	
Texas Tech 3Q (3pt :02)	
Malica Monk	
Memphis 3Q (layup :01); Butler 1Q (:04)	
Devin Cospier	
Butler 3Q (3 pt :02)	
Sydney Stout	
HBU 2Q (2pt :03)	

## 2016-17 Margin of Victory/Defeat

	1	2	3	4	5	6	7	8	9	10	11-15	16-19	20+	Record
Wins	-	-	2	-	-	1	1	-	-	-	-	2	5	11
Losses	-	1	-	-	-	-	-	-	1	1	-	-	0	3

### Most First Period Points

2016-17	25	SHSU (11-11-16)
All-Time	27	SELA (11-13-15)
Opponent	25	SDSU (11-18-15)

### Most Third Period Points

2016-17	34	HBU (12-28-16)*
All-Time	34	HBU (12-28-16)*
Opponent	30	at Ole Miss (1-1-17)

### Fewest First Period Points

2016-17	8	at Ole Miss (1-1-17)
All-Time	3	#5/6 Texas (12-20-15)
Opponent	6	SHSU (11-11-16)

### Fewest Third Period Points

2016-17	8	at Tulsa (11-30-16)
All-Time	7	at #2 SC (1-3-16)
Opponent	4	LSU (1-21-16)

### Most Second Period Points

2016-17	31	HBU (12-28-16)
All-Time	31	HBU (12-28-16)
Opponent	35	at #2 S. Carolina (1-3-16)

### Most Fourth Period Points

2016-17	23	at Ole Miss (1-1-17)*
All-Time	32	Tulsa (11-23-15)
Opponent	27	Georgia (2-25-16)

### Fewest Second Period Points

2016-17	5	at Tulsa (11-30-16)
All-Time	5	at Tulsa (11-30-16)
Opponent	5	#5/6 Texas (12-20-15)

### Fewest Fourth Period Points

2016-17	12	Butler (12-7-16)
All-Time	5	#7 Ore. St. (11-28-15)
Opponent	10	#24 Missouri (1-17-16)*

### Most First Half Points

2016-17	54	HBU (12-28-16)
All-Time	65	Tenn State (11-27-88)
Opponent	63	Texas (1-9-89)

### Largest Margin of Victory

2016-17	61	HBU (12-28-16)
All-Time	79	(108-29) B Wesleyan (2-18-77)
Opponent	54	(28-82) La Tech (11-30-78)

### Fewest First Half Points

2016-17	26	at Ole Miss (1-1-17)*
All-Time	11	at Missouri (3-1-15)*
Opponent	8	Montana State (1-5-03)

### \*Most Recent

### Jump Balls Won

Arkansas	7
Opponent	7

### 1H Double Figures

Jackson	5
Monk	1
Cooley	1
Swenson	2
Cosper	1

### 20+ Points/30+ Points

Jackson	4/1
10+ Rebounds	
Cooley	1
Jackson	1

### Scored First Points

Jackson	5
Zimmerman	4
Mason	2
Cosper	2
Cooley	1

### 1Q Double Figures

Jackson	3
---------	---

### 5+ Assists/10+ Assists

Mason	5/2
Monk	3
Cosper	1

### First Off The Bench

Wilson	4
Swenson	4
Cosper	3
Freeman	2
Stout	2
Cooley	1
Williams	1
Wilson	1

### Rebounding Leader

Jackson	7
Cooley	4
Swenson	2
Zimmerman	1

### Double-Doubles

Jackson	2
Mason	2
Cooley	1

### Points Leader

Jackson	10
Swenson	2
Cooley	1
Cosper	1
Monk	1
Mason	1

### 10+ Points

Jackson	14
Swenson	7
Cooley	7
Monk	6
Mason	5
Freeman	3
Cosper	3
Wilson	1
Zimmerman	1

### Charges Drawn

Swenson	4
Zimmerman	3
Jackson	3
Monk	2
Wilson	1
Cooley	1
Cosper	1

### 3-Point Leader

Jackson	8
Swenson	5
Zimmerman	2
Mason	1
Wilson	1
Cosper	1

### 15+ Points

Jackson	8
Swenson	3
Monk	1
Cosper	1
Mason	1

### Forced 10-Second

Violations	2
------------	---

### Forced Opponent

Shot Clock Violations	15
-----------------------	----



**@RazorbackWBB STATISTICS**  
 ARKANSAS Combined Team Statistics (as of Jan 01, 2017)  
**All games**

<b>RECORD:</b>	<b>OVERALL</b>	<b>HOME</b>	<b>AWAY</b>	<b>NEUTRAL</b>
ALL GAMES	11-3	8-1	1-2	2-0
CONFERENCE	0-1	0-0	0-1	0-0
NON-CONFERENCE	11-2	8-1	1-1	2-0

##	Player	gp-gs	min	avg	Total		3-Point		F-Throw		Rebounds				pf	dq	a	to	blk	stl	pts	avg			
					fg-fga	fg%	3fg-fga	3fg%	ft-fga	ft%	off	def	tot	avg											
00	JACKSON, Jessica	14-14	424	30.3	83-198	.419	25-67	.373	55-76	.724	39	59	98	7.0	30	0	26	30	11	12	246	17.6			
03	MONK, Malica	11-11	317	28.8	43-85	.506	2-6	.333	24-31	.774	9	19	28	2.5	23	1	39	16	1	21	112	10.2			
04	SWENSON, Keiryn	14-2	328	23.4	48-87	.552	20-37	.541	21-25	.840	24	38	62	4.4	19	0	7	9	13	7	137	9.8			
35	COOLEY, Alecia	14-12	305	21.8	40-80	.500	0-0	.000	36-50	.720	30	49	79	5.6	18	0	15	26	17	6	116	8.3			
12	FREEMAN, Briunna	5-0	72	14.4	16-23	.696	0-0	.000	9-14	.643	7	6	13	2.6	8	0	1	6	1	8	41	8.2			
14	MASON, Jailyn	14-14	426	30.4	50-114	.439	7-16	.438	4-7	.571	12	53	65	4.6	27	0	55	19	3	13	111	7.9			
21	COSPER, Devin	13-3	255	19.6	33-90	.367	6-27	.222	11-16	.688	1	30	31	2.4	11	0	30	13	4	17	83	6.4			
22	ZIMMERMAN, Bailey	14-14	331	23.6	23-63	.365	11-38	.289	10-21	.476	15	45	60	4.3	19	0	20	19	3	14	67	4.8			
24	DANBERRY, Jordan	6-0	72	12.0	8-19	.421	2-3	.667	10-13	.769	10	13	23	3.8	10	0	4	12	0	2	28	4.7			
02	WILSON, Aaliyah	10-0	171	17.1	16-63	.254	7-27	.259	3-4	.750	7	29	36	3.6	16	0	22	23	4	6	42	4.2			
10	WILLIAMS, Kiara	8-0	71	8.9	10-18	.556	0-0	.000	2-10	.200	7	15	22	2.8	13	0	1	5	2	2	22	2.8			
20	STOUT, Sydney	4-0	28	7.0	4-8	.500	3-7	.429	0-0	.000	0	7	7	1.8	4	0	0	2	1	0	11	2.8			
Team											29	24	53												4
Total.....		14	2800		374-848	.441	83-228	.364	185-267	.693	190	387	577	41.2	198	1	220	184	60	108	1016	72.6			
Opponents.....		14	2800		301-835	.360	68-240	.283	115-168	.685	150	307	457	32.6	240	3	159	218	42	95	785	56.1			

TEAM STATISTICS	AR	OPP	Date	Opponent	Score	Att.
SCORING	1016	785	11/11/16	SAM HOUSTON STATE	w 71-39	4330
Points per game	72.6	56.1	11/13/16	LA-MONROE	w 92-46	3156
Scoring margin	+16.5	-	11/17/16	SOUTH DAKOTA	w 70-67	1054
FIELD GOALS-ATT	374-848	301-835	11/21/16	STETSON	w 79-62	1179
Field goal pct	.441	.360	! 11/25/16	vs Memphis	w 91-61	1662
3 POINT FG-ATT	83-228	68-240	! 11/26/16	vs NAVY	w 70-67	838
3-point FG pct	.364	.283	11/30/16	at Tulsa	w 57-50	514
3-pt FG made per game	5.9	4.9	^ 12/03/16	TEXAS TECH	w 66-60	1370
FREE THROWS-ATT	185-267	115-168	12/07/16	BUTLER	w 68-50	1017
Free throw pct	.693	.685	12/11/16	at Missouri State	L 62-64	3094
F-Throws made per game	13.2	8.2	12/18/16	NWST	w 65-36	1025
REBOUNDS	577	457	12/21/16	ORU	L 60-70	1721
Rebounds per game	41.2	32.6	12/28/16	HOUSTON BAPTIST	w 101-40	1361
Rebounding margin	+8.6	-	* 01/01/17	at Ole Miss	L 64-73	1280
ASSISTS	220	159				
Assists per game	15.7	11.4	! = Nugget Classic (Reno, Nev.)			
TURNOVERS	184	218	^ = SEC/Big 12 Challenge (Fayetteville, Ark.)			
Turnovers per game	13.1	15.6	* = Conference game			
Turnover margin	+2.4	-				
Assist/turnover ratio	1.2	0.7				
STEALS	108	95				
Steals per game	7.7	6.8				
BLOCKS	60	42				
Blocks per game	4.3	3.0				
ATTENDANCE	16213	7388				
Home games-Avg/Game	9-1801	3-1629				
Neutral site-Avg/Game	-	2-1250				

Score by Periods	1st	2nd	3rd	4th	Totals
ARKANSAS	279	240	263	234	1016
Opponents	172	184	221	208	785



**@RazorbackWBB STATISTICS**  
 ARKANSAS Combined Team Statistics (as of Jan 01, 2017)  
**Conference games**

<b>RECORD:</b>	<b>OVERALL</b>	<b>HOME</b>	<b>AWAY</b>	<b>NEUTRAL</b>
ALL GAMES	0-1	0-0	0-1	0-0
CONFERENCE	0-1	0-0	0-1	0-0
NON-CONFERENCE	0-0	0-0	0-0	0-0

#	Player	gp-gs	min	avg	Total		3-Point		F-Throw		Rebounds				pf	dq	a	to	blk	stl	pts	avg
					fg-fga	fg%	3fg-fga	3fg%	ft-fa	ft%	off	def	tot	avg								
04	SWENSON, Keiryn	1-1	37	37.0	6-13	.462	4-9	.444	3-3	1.000	1	3	4	4.0	1	0	0	1	1	1	19	19.0
35	COOLEY, Alecia	1-0	15	15.0	4-6	.667	0-0	.000	4-6	.667	0	1	1	1.0	2	0	0	1	1	1	12	12.0
00	JACKSON, Jessica	1-1	38	38.0	3-15	.200	2-8	.250	3-4	.750	2	8	10	10.0	1	0	4	2	0	1	11	11.0
14	MASON, Jailyn	1-1	36	36.0	5-11	.455	0-0	.000	0-0	.000	0	5	5	5.0	4	0	10	1	1	0	10	10.0
21	COSPER, Devin	1-1	33	33.0	4-9	.444	0-2	.000	1-1	1.000	0	3	3	3.0	3	0	2	1	0	2	9	9.0
02	WILSON, Aaliyah	1-0	19	19.0	1-6	.167	1-3	.333	0-0	.000	0	2	2	2.0	3	0	2	3	0	0	3	3.0
22	ZIMMERMAN, Bailey	1-1	22	22.0	0-1	.000	0-1	.000	0-0	.000	0	2	2	2.0	1	0	1	4	0	1	0	0.0
Team											3	3	6									
Total.....		1	200		23-61	.377	7-23	.304	11-14	.786	6	27	33	33.0	15	0	19	13	3	6	64	64.0
Opponents.....		1	200		30-72	.417	6-24	.250	7-14	.500	18	32	50	50.0	16	0	23	14	1	7	73	73.0

TEAM STATISTICS	AR	OPP	Date	Opponent	Score	Att.
SCORING	64	73	* 01/01/17	at Ole Miss	L 64-73	1280
Points per game	64.0	73.0	! = Nugget Classic (Reno, Nev.)			
Scoring margin	-9.0	-	^ = SEC/Big 12 Challenge (Fayetteville, Ark.)			
FIELD GOALS-ATT	23-61	30-72	* = Conference game			
Field goal pct	.377	.417				
3 POINT FG-ATT	7-23	6-24				
3-point FG pct	.304	.250				
3-pt FG made per game	7.0	6.0				
FREE THROWS-ATT	11-14	7-14				
Free throw pct	.786	.500				
F-Throws made per game	11.0	7.0				
REBOUNDS	33	50				
Rebounds per game	33.0	50.0				
Rebounding margin	-17.0	-				
ASSISTS	19	23				
Assists per game	19.0	23.0				
TURNOVERS	13	14				
Turnovers per game	13.0	14.0				
Turnover margin	+1.0	-				
Assist/turnover ratio	1.5	1.6				
STEALS	6	7				
Steals per game	6.0	7.0				
BLOCKS	3	1				
Blocks per game	3.0	1.0				
ATTENDANCE	0	1280				
Home games-Avg/Game	0-0	1-1280				
Neutral site-Avg/Game	-	0-0				

Score by Periods	1st	2nd	3rd	4th	Totals
ARKANSAS	8	18	15	23	64
Opponents	13	14	30	16	73



# JIMMY DYKES

## HEAD COACH

The most successful basketball programs all have a few key elements in common.

### PASSION

They are passionate about the game. The coaches are passionate about their team, the players are passionate about the opportunity to represent their uni-

versity and the fans are passionate about supporting the program.

### EXCITEMENT

All successful programs are filled with excitement. They are exciting to watch and to be a part of.

### COMMITMENT

It takes a lot of people to make a program successful and they all have to be committed to the effort. It starts with the coaches and staff and extends to the players but the best programs in the country take it further. Everyone who impacts the program, from professors, athletic trainers, academic coordinators, administrators and fans, all have to be willing to work toward the same goal of excellence in all areas.

### PERFORMANCE

Finally, successful teams have to perform at a high level every day. Whether in the classroom, in the community or on the court, doing things the right way is vital to the program's success.

The University of Arkansas made a move March 30, 2014, when they welcomed Jimmy Dykes as the eighth head coach of the Razorback women's basketball team.

### QUICK HITS

- Jimmy Dykes is the eighth head coach in Razorback Women's Basketball History
- Three-year University of Arkansas basketball letterman
- Jimmy Dykes attended high school at Estes Park (Colo.) and Fayetteville HS
- Jimmy Dykes earned his bachelor's degree in speech education at Arkansas in 1985
- Graduated with honors from the University of Arkansas with a 3.54 GPA
- Served under legendary coach Eddie Sutton as an assistant at Arkansas, Kentucky and Oklahoma State

### THE 411 CHRONOLOGY

Head Coach	Years	Record
University of Arkansas	2014-15	18-14, 6-10, NCAA 2nd Round
	2015-16	12-18, 7-9
	2016-17	11-3, 0-1
<b>TOTAL</b>	<b>2+ seasons</b>	<b>41-35, 13-20 SEC</b>

### Assistant Coach

Assistant Coach	Years	Worked With
University of Arkansas	1984-1985	Eddie Sutton
Sacramento State	1985-86	Bill Brown
Appalachian State University	1986-87	Tom Apke
University of Kentucky	1987-89	Eddie Sutton
University of Arkansas-Little Rock	1989-90	Mike Newell
Oklahoma State University	1990-91	Eddie Sutton

### NATIONAL BASKETBALL ASSOCIATION

1991-1993 | College Scout | Seattle Supersonics

### HIGH SCHOOL

1994-1998; 2003-2004 | Athletic Director | Shiloh Christian

### ESPN/ABC SPORTS | 1995-2014

- Game and studio college men's and women's basketball analyst
- Game analyst for NCAA Women's Basketball Tournament
- Coverage of the WNBA playoffs
- College football sideline reporter

### PERSONAL

- Born: May 3, 1961
- Bachelor's Degree: Arkansas, 1985 in Speech Education
- Family: Wife: Tiffany (Beasley); married in 2002, daughter Kennedy
- Tiffany - an Arkansas graduate, 2003
- Hometown: Tulsa, Oklahoma
- High school at Estes Park HS (Colo.), Fayetteville HS
- Multi-sport athlete

### BY THE NUMBERS

**41** Career Wins

**20** SEC Career Wins

**13** 2015-16 recruiting class rank

**5** Newcomers for 2016-17

**1** NCAA Tourney appearance

**1** NCAA Tournament wins

### DYKES VS. CONFERENCES

- Total: 41-35
- SEC: 14-23 (includes SEC Tournament)
- American: 3-0
- Atlantic Sun: 1-0
- Atlantic-10: 1-0
- Big East: 1-1
- Big 10: 2-2
- Big 12: 2-2
- Conference USA: 1-0
- Mid-Eastern Athletic: 1-0
- MVC: 1-2
- Pac-12: 0-1
- Patriot League: 1-0
- Southland: 8-1
- SWAC: 2-0
- Summit League: 2-2
- Sun Belt: 1-1



# 00

## 16-17 HIGHS

Points	34 vs. HBU, 12-28-16
FGM	12 vs. HBU, 12-28-16
FGA	17 vs. Tulsa, 11-30-16
3PM	3 vs. HBU, 12-28-16*
3PA	7 vs. South Dakota, 11-17-16
FTM	8 vs. Butler, 12-7-16
FTA	11 vs. South Dakota, 11-17-16
OREB	5 vs. HBU, 12-28-16*
DREB	7 at Missouri State, 12-11-16
REB	10 vs. HBU, 12-28-16
AST	5 vs. HBU, 12-28-16
BLK	3 vs. ORU, 12-21-16
STL	3 vs. HBU, 12-28-16*
MIN	38 at Ole Miss, 1-1-17

## CAREER HIGHS

Points	34 vs. HBU, 12-28-16
FGM	12 vs. HBU, 12-28-16
FGA	25, #13/15 Ky, 2-26-15
3PM	5, #13/15 Ky, 2-26-15*
3PA	11, #13/15 Ky, 2-26-15
FTM	9, at Missouri, 1-5-14
FTA	10, Tulsa, 12-14-14*
OREB	5 vs. HBU, 12-28-16*
DREB	10, vs. Auburn, 2-2-14
REB	10, vs. Florida, 1-28-16 OT
AST	13, SHSU, 11-15-15
BLK	5 vs. HBU, 12-28-16
STL	5, Tulsa, 12-14-14*
MIN	39, at LSU, 1-21-16*

\*Most Recent

## MISCELLANEOUS

	2016-17	Career
10+ Pts	14	91
15+ Pts	8	66
20+ Pts	4	24
30+ Pts	1	2
10+ Rebs	2	15
15+ Rebs	-	-
2BL-2BL	2	15
5+ Ast	1	--
Led AR in Pts	10	50
Led AR in Reb	6	32
GP/GS	14/14	105/100

## HONORS

- Preseason All-SEC First-Team, '16
- MVP Nugget Classic
- CollegeSportsMadness.com SEC Player of the Week (Dec. 5, 2016)
- All-SEC Second-Team, '14, '15
- **All-SEC First-Team, '16**
- All-SEC Freshman Team, 2014
- AP All-SEC Hon. Mention, 2014
- AP All-SEC Second-Team, 2015
- SEC First-Year Academic HR, 2014
- CSM.com POW, Jan. 18, 2016

## NOTES

- Just fourth player in program history named to **First-Team All-SEC** in 2016
- Named to coaches **preseason All-SEC First-Team** in 2016-17
- Single season personal best 14 consecutive games in double figure scoring as a senior
- Scored in double figures in the first quarter against Stetson, Tulsa and Northwestern State
- Nugget Classic MVP in Reno
- Career-best 34 points versus Houston Baptist
- First double-double of the year with 34 and 10 verses HBU
- Followed with double-double at Ole Miss with 10 and 10
- CollegeSportsMadness.com SEC Player of the Week (Dec. 5)
- Ranked as No. 15 WNBA draft prospect by CollegeSportsMadness.com



**JESSICA JACKSON**

F | SR | 6-3 | JACKSONVILLE, ARK.

## 16-17 GAME BY GAME

Opponent	Date	gs	min	Total		3-Pointers		Free throws		Rebounds				pf	a	t/o	blk	stl	pts	avg	
				fg-fga	pct	3fg-fga	pct	ft-fa	pct	off	def	tot	avg								
SAM HOUSTON STATE	11/11/16	*	27	6-14	.429	3-4	.750	5-7	.714	3	5	8	8.0	3	4	0	1	0	20	20.0	
LA-MONROE	11/13/16	*	23	5-14	.357	3-5	.600	0-0	.000	2	4	6	7.0	2	0	2	0	2	13	16.5	
SOUTH DAKOTA	11/17/16	*	30	5-15	.333	2-7	.286	2-11	.182	3	4	7	7.0	0	2	4	0	1	14	15.7	
STETSON	11/21/16	*	35	7-16	.438	2-5	.400	3-4	.750	3	4	7	7.0	3	2	0	1	0	19	16.5	
vs Memphis	11/25/16	*	23	5-9	.556	0-2	.000	2-2	1.000	3	3	6	6.8	2	1	2	1	0	12	15.6	
vs NAVY	11/26/16	*	28	6-15	.400	1-4	.250	4-6	.667	2	0	2	6.0	2	2	4	0	0	17	15.8	
at Tulsa	11/30/16	*	36	9-17	.529	2-6	.333	2-2	1.000	3	6	9	6.4	2	0	2	1	0	22	16.7	
TEXAS TECH	12/03/16	*	31	3-16	.188	1-5	.200	7-10	.700	2	4	6	6.4	1	3	1	1	0	14	16.4	
BUTLER	12/07/16	*	30	5-11	.455	1-3	.333	8-10	.800	5	4	9	6.7	2	1	5	1	3	19	16.7	
at Missouri State	12/11/16	*	27	2-9	.222	1-5	.200	6-6	1.000	2	7	9	6.9	4	0	2	0	0	11	16.1	
NWST	12/18/16	*	33	9-15	.600	3-5	.600	2-2	1.000	3	3	6	6.8	3	1	2	0	0	23	16.7	
ORU	12/21/16	*	37	6-16	.375	1-2	.500	4-4	1.000	1	2	3	6.5	3	1	3	3	2	17	16.8	
HOUSTON BAPTIST	12/28/16	*	26	12-16	.750	3-6	.500	7-8	.875	5	5	10	6.8	2	5	1	2	3	34	18.1	
at Ole Miss	01/01/17	*	38	3-15	.200	2-8	.250	3-4	.750	2	8	10	7.0	1	4	2	0	1	11	17.6	
Totals			14	424	83-198	.419	25-67	.373	55-76	.724	39	59	98	7.0	30	26	30	11	12	246	17.6

Games played: 14  
 Minutes/game: 30.3  
 Points/game: 17.6  
 FG Pct: 41.9  
 3FG Pct: 37.3  
 FT Pct: 72.4

Rebounds/game: 7.0  
 Assists/game: 1.9  
 Turnovers/game: 2.1  
 Assist/turnover ratio: 0.9  
 Steals/game: 0.9  
 Blocks/game: 0.8

## JACKSON'S CAREER STATISTICS

Season	gp-gs	min/avg	Total		3-Point		F-Throws		Rebounds				Scoring							
			fg-fga	pct	fg-fga	pct	ft-fa	pct	off	def	tot	avg	pf	fo	ast	to	blk	stl	pts	avg
2013-14	30-30	903/30.1	163-385	.423	48-125	.384	111-138	.804	45	136	181	6.0	70	0	40	51	45	24	485	16.2
2014-15	32-29	1032/32.2	161-431	.374	56-163	.344	99-126	.786	61	139	200	6.3	86	2	30	96	33	27	477	14.9
2015-16	29-27	920/31.7	170-418	.407	48-150	.320	89-121	.736	51	132	183	6.3	76	3	30	70	33	15	477	16.4
2016-17	14-14	424/30.3	83-198	.419	25-67	.373	55-76	.724	39	59	98	7.0	30	0	26	30	11	12	246	17.6
TOTAL	105-100	3279/31.2	577-1432	.403	177-505	.350	354-461	.768	196	466	662	6.3	262	5	126	247	122	78	1685	16.0

# 2

## NOTES

- Second-ever McDonald's All-American to join team out of HS
- Missed start of season with illness
- Missed Missouri State with death in family
- First career game with double figure scoring with 10 points against Memphis
- Career-best 11 points in 18 minutes versus Texas Tech in SEC/Big 12 Challenge



**AALIYAH WILSON**  
F | FR | 5-10 | MUSKOGEE, OKLA.

## 16-17 HIGHS

Points	11 vs. Texas Tech, 12-3-16
FGM	4 vs. HBU, 12-28-16*
FGA	13 vs. HBU, 12-28-16
3PM	2 vs. Texas Tech, 12-3-16*
3PA	4 vs. Tulsa, 11-30-16*
FTM	2 vs. Navy, 11-26-16
FTA	2 vs. Texas Tech, 12-3-16*
OREB	2 vs. Texas Tech, 12-3-16*
DREB	5 vs. HBU, 12-28-16*
REB	6 vs. Texas Tech, 12-3-16*
AST	5 vs. HBU, 12-28-16
BLK	2 vs. HBU, 12-28-16
STL	2 vs. Texas Tech, 12-3-16*
MIN	29 vs. HBU, 12-28-16

\*Most Recent

## CAREER HIGHS

Points	11 vs. Texas Tech, 12-3-16
FGM	4 vs. HBU, 12-28-16*
FGA	13 vs. HBU, 12-28-16
3PM	2 vs. Texas Tech, 12-3-16*
3PA	4 vs. Tulsa, 11-30-16*
FTM	2 vs. Navy, 11-26-16
FTA	2 vs. Texas Tech, 12-3-16*
OREB	2 vs. Texas Tech, 12-3-16*
DREB	5 vs. HBU, 12-28-16*
REB	6 vs. Texas Tech, 12-3-16*
AST	5 vs. HBU, 12-28-16
BLK	2 vs. HBU, 12-28-16
STL	2 vs. Texas Tech, 12-3-16*
MIN	29 vs. HBU, 12-28-16

\*Most Recent

## MISCELLANEOUS

	2016-17	Career
10+ Pts	2	2
15+ Pts	-	-
20+ Pts	-	-
10+ Rebs	-	-
15+ Rebs	-	-
Double-Double	-	-
5+ Ast	1	1
Led AR in Pts	-	-
Led AR in Reb	-	-
GP/GS	10/-	10/-

## HONORS

- TBA

## 16-17 GAME BY GAME

Opponent	Date	gs	min	Total		3-Pointers		Free throws		Rebounds				pf	a	t/o	blk	stl	pts	avg
				fg-fga	pct	3fg-fga	pct	ft-fa	pct	off	def	tot	avg							
SAM HOUSTON STATE	11/11/16		dnp	-	-	-	-	-	-	-	-	-	-	-	-	-	-	-	-	-
LA-MONROE	11/13/16		dnp	-	-	-	-	-	-	-	-	-	-	-	-	-	-	-	-	-
SOUTH DAKOTA	11/17/16		dnp	-	-	-	-	-	-	-	-	-	-	-	-	-	-	-	-	-
STETSON	11/21/16	7	1-4	.250	1-1	1.000	0-0	.000	1	2	3	3.0	0	2	0	0	0	0	3	3.0
vs Memphis	11/25/16	20	4-9	.444	2-4	.500	0-0	.000	1	2	3	3.0	3	4	3	0	0	10	6.5	
vs NAVY	11/26/16	23	1-4	.250	1-3	.333	2-2	1.000	2	2	4	3.3	0	4	4	1	2	5	6.0	
at Tulsa	11/30/16	18	1-6	.167	0-4	.000	0-0	.000	1	5	6	4.0	3	0	2	0	0	2	5.0	
TEXAS TECH	12/03/16	18	4-12	.333	2-3	.667	1-2	.500	2	4	6	4.4	1	0	2	1	2	11	6.2	
BUTLER	12/07/16	6	0-2	.000	0-2	.000	0-0	.000	0	1	1	3.8	2	0	3	0	0	0	5.2	
at Missouri State	12/11/16		dnp	-	-	-	-	-	-	-	-	-	-	-	-	-	-	-	-	
NWST	12/18/16	17	0-4	.000	0-3	.000	0-0	.000	0	3	3	3.7	1	5	2	0	0	0	4.4	
ORU	12/21/16	14	0-3	.000	0-0	.000	0-0	.000	0	3	3	3.6	1	0	1	0	1	0	3.9	
HOUSTON BAPTIST	12/28/16	29	4-13	.308	0-4	.000	0-0	.000	0	5	5	3.8	2	5	3	2	1	8	4.3	
at Ole Miss	01/01/17	19	1-6	.167	1-3	.333	0-0	.000	0	2	2	3.6	3	2	3	0	0	3	4.2	
Totals		0	171	16-63	.254	7-27	.259	3-4	.750	7	29	36	3.6	16	22	23	4	6	42	4.2

Games played: 10  
Minutes/game: 17.1  
Points/game: 4.2  
FG Pct: 25.4  
3FG Pct: 25.9  
FT Pct: 75.0

Rebounds/game: 3.6  
Assists/game: 2.2  
Turnovers/game: 2.3  
Assist/turnover ratio: 1.0  
Steals/game: 0.6  
Blocks/game: 0.4

## WILSON'S CAREER STATISTICS

Season	gp-gs	min/avg	Total		3-Point		F-Throws		Rebounds				Scoring							
			fg-fga	pct	fg-fga	pct	ft-fa	pct	off	def	tot	avg	pf	fo	ast	to	blk	stl	pts	avg
2016-17	10-0	171/17.1	16-63	.254	7-27	.259	3-4	.750	7	29	36	3.6	16	0	22	23	4	6	42	4.2
TOTAL	10-0	171/17.1	16-63	.254	7-27	.259	3-4	.750	7	29	36	3.6	16	0	22	23	4	6	42	4.2

# 3

## NOTES

- Opened 2016-17 as a starter
- Eight games with 25+ minutes played
- Posted a career-best with 18 points against Stetson
- Seven games with double digit scoring
- Three games with five or more assists
- Missed ORU, HBU & Ole Miss games with injury



**MALICA MONK**  
G | SO | 5-5 | N. LITTLE ROCK, ARK.

## 16-17 HIGHS

Points	18 vs. Stetson, 11-21-16
FGM	6 at Missouri State, 12-11-16*
FGA	16 at Missouri State, 12-11-16
3PM	1 at Missouri State, 12-11-16
3PA	2 at Missouri State, 12-11-16
FTM	6 vs. Stetson, 11-21-16
FTA	6 vs. Stetson, 11-21-16*
OREB	3 vs. ULM, 11-13-16
DREB	4 vs. Tulsa, 11-30-16
REB	5 vs. ULM, 11-13-16
AST	7 vs. Memphis, 11-25-16
BLK	1 vs. ULM, 11-13-16
STL	4 vs. Memphis, 11-25-16
MIN	37 at Missouri State, 12-11-16

## CAREER HIGHS

Points	18 vs. Stetson, 11-21-16
FGM	6 at Missouri State, 12-11-16*
FGA	16 at Missouri State, 12-11-16
3PM	1 at Missouri State, 12-11-16
3PA	2 at Missouri State, 12-11-16
FTM	6 vs. Stetson, 11-21-16
FTA	6 vs. Stetson, 11-21-16*
OREB	3 vs. ULM, 11-13-16
DREB	4 vs. Tulsa, 11-30-16
REB	5 vs. ULM, 11-13-16
AST	7 vs. Memphis, 11-25-16
BLK	1 vs. ULM, 11-13-16
STL	4 vs. Memphis, 11-25-16
MIN	37 at Missouri State, 12-11-16

\*Most Recent

## MISCELLANEOUS

	2016-17	Career
10+ Pts	7	9
15+ Pts	1	2
20+ Pts	-	-
10+ Rebs	-	-
15+ Rebs	-	-
Double-Double	-	-
5+ Ast	3	5
Led AR in Pts	1	1
Led AR in Reb	-	-
GP/GS	11/11	38/16

## HONORS

- TBA

## 16-17 GAME BY GAME

Opponent	Date	gs	min	Total		3-Pointers		Free throws		Rebounds				Scoring							
				fg-fga	pct	3fg-fga	pct	ft-fga	pct	off	def	tot	avg	pf	a	t/o	blk	stl	pts	avg	
SAM HOUSTON STATE	11/11/16	*	27	5-7	.714	0-0	.000	2-2	1.000	0	2	2	2.0	2	3	1	0	2	12	12.0	
LA-MONROE	11/13/16	*	25	2-3	.667	0-0	.000	5-6	.833	3	2	5	3.5	1	2	1	1	3	9	10.5	
SOUTH DAKOTA	11/17/16	*	34	5-10	.500	0-0	.000	2-2	1.000	1	1	2	3.0	3	4	2	0	4	12	11.0	
STETSON	11/21/16	*	36	6-10	.600	0-1	.000	6-6	1.000	0	3	3	3.0	2	5	4	0	1	18	12.8	
vs Memphis	11/25/16	*	21	5-7	.714	0-1	.000	3-4	.750	2	1	3	3.0	1	7	2	0	4	13	12.8	
vs NAVY	11/26/16	*	22	2-2	1.000	0-0	.000	0-0	.000	0	0	0	2.5	5	1	2	0	0	4	11.3	
at Tulsa	11/30/16	*	34	2-6	.333	0-0	.000	2-2	1.000	0	4	4	2.7	3	4	2	0	1	6	10.6	
TEXAS TECH	12/03/16	*	36	5-14	.357	1-2	.500	0-1	.000	1	2	3	2.8	0	4	0	0	3	11	10.6	
BUTLER	12/07/16	*	35	4-8	.500	0-0	.000	3-4	.750	0	2	2	2.7	4	5	1	0	1	11	10.7	
at Missouri State	12/11/16	*	37	6-16	.375	1-2	.500	1-4	.250	2	1	3	2.7	1	2	1	0	1	14	11.0	
NWST	12/18/16	*	10	1-2	.500	0-0	.000	0-0	.000	0	1	1	2.5	1	2	0	0	1	2	10.2	
at Ole Miss	01/01/17	dnp	-	-	-	-	-	-	-	-	-	-	-	-	-	-	-	-	-	-	
Totals			11	317	43-85	.506	2-6	.333	24-31	.774	9	19	28	2.5	23	39	16	1	21	112	10.2

Games played: 11  
Minutes/game: 28.8  
Points/game: 10.2  
FG Pct: 50.6  
3FG Pct: 33.3  
FT Pct: 77.4

Rebounds/game: 2.5  
Assists/game: 3.5  
Turnovers/game: 1.5  
Assist/turnover ratio: 2.4  
Steals/game: 1.9  
Blocks/game: 0.1


## MONK'S CAREER STATISTICS

Season	gp-gs	min/avg	Total		3-Point		F-Throws		Rebounds				Scoring							
			fg-fga	pct	fg-fga	pct	ft-fga	pct	off	def	tot	avg	pf	fo	ast	to	blk	stl	pts	avg
2015-16	27-5	461/17.1	48-136	.353	2-10	.200	12-19	.632	6	23	29	1.1	60	2	47	44	5	23	110	4.1
2016-17	11-11	317/28.8	43-85	.506	2-6	.333	24-31	.774	9	19	28	2.5	23	1	39	16	1	21	112	10.2
TOTAL	38-16	778/20.5	91-221	.412	4-16	.250	36-50	.720	15	42	57	1.5	83	3	86	60	6	44	222	5.8

# 4

## NOTES

- Career-best 23 points on 6-for-8 shooting in win over Houston Baptist
- First start of the season verses HBU
- Eleven games with 20+ minutes this year
- Career-best nine rebounds against Northwestern State
- Seven double figure scoring games



**KEIRYN SWENSON**  
F | SO | 6-1 | WICHITA, KAN.

## 16-17 HIGHS

Points	23 vs. HBU, 12-28-16
FGM	7 vs. Navy, 11-26-16
FGA	13 at Ole Miss, 1-1-17
3PM	4 at Ole Miss, 1-1-17
3PA	9 at Ole Miss, 1-1-17
FTM	8 vs. HBU, 12-28-16
FTA	9 vs. HBU, 12-28-16
OREB	5 vs. South Dakota, 11-17-16
DREB	6 vs. NSU, 12-18-15
REB	9 vs. NSU, 12-18-15
AST	2 vs. NSU, 12-18-15
BLK	2 vs. HBU, 12-28-16*
STL	1 at Ole Miss, 1-1-17*
MIN	37 at Ole Miss, 1-1-17

## CAREER HIGHS

Points	23 vs. HBU, 12-28-16
FGM	7 vs. Navy, 11-26-16
FGA	13 at Ole Miss, 1-1-17
3PM	4 at Ole Miss, 1-1-17
3PA	9 at Ole Miss, 1-1-17
FTM	8 vs. HBU, 12-28-16
FTA	9 vs. HBU, 12-28-16
OREB	5 vs. South Dakota, 11-17-16*
DREB	6 vs. NSU, 12-18-15*
REB	9 vs. NSU, 12-18-15
AST	2 vs. NSU, 12-18-15*
BLK	2 vs. HBU, 12-28-16*
STL	2, New Orleans, 12-30-15*
MIN	37 at Ole Miss, 1-1-17

\*Most Recent

## MISCELLANEOUS

	2016-17	Career
10+ Pts	6	6
15+ Pts	3	3
20+ Pts	2	2
10+ Rebs	-	-
15+ Rebs	-	-
Double-Double	-	-
5+ Ast	-	-
Led AR in Pts	1	1
Led AR in Reb	-	1
GP/GS	14/2	43/3

## HONORS

- SEC First-Year Academic Honor Roll ('16)
- Arkansas Academic Champion (4.00 GPA) (Fall 2015, Spring 2016)

## 16-17 GAME BY GAME

Opponent	Date	gs	min	Total		3-Pointers		Free throws		Rebounds				pts	avg					
				fg-fga	pct	3fg-fga	pct	ft-fa	pct	off	def	tot	avg							
SAM HOUSTON STATE	11/11/16	23	2-6	.333	1-3	.333	0-0	.000	0	5	5	5.0	3	1	2	0	1	5	5.0	
LA-MONROE	11/13/16	23	5-7	.714	2-3	.667	1-1	1.000	2	4	6	5.5	0	1	0	1	1	13	9.0	
SOUTH DAKOTA	11/17/16	18	1-3	.333	0-1	.000	1-2	.500	5	1	6	5.7	0	0	0	1	0	3	7.0	
STETSON	11/21/16	20	3-5	.600	2-2	1.000	1-2	.500	1	1	2	4.8	2	0	1	0	1	9	7.5	
vs Memphis	11/25/16	20	4-7	.571	1-2	.500	1-1	1.000	1	1	2	4.2	1	1	0	0	0	10	8.0	
vs NAVY	11/26/16	34	7-12	.583	2-3	.667	0-0	.000	1	2	3	4.0	1	0	0	1	1	16	9.3	
at Tulsa	11/30/16	12	0-2	.000	0-2	.000	0-0	.000	0	2	2	3.7	2	0	0	0	0	0	8.0	
TEXAS TECH	12/03/16	18	2-3	.667	1-1	1.000	3-4	.750	1	4	5	3.9	0	1	1	1	0	8	8.0	
BUTLER	12/07/16	23	6-7	.857	3-3	1.000	0-0	.000	0	3	3	3.8	0	0	1	2	1	15	8.8	
at Missouri State	12/11/16	21	2-3	.667	0-1	.000	1-1	1.000	4	1	5	3.9	2	0	2	2	0	5	8.4	
NWST	12/18/16	25	4-9	.444	1-3	.333	2-2	1.000	3	6	9	4.4	3	2	0	0	0	11	8.6	
ORU	12/21/16	23	0-2	.000	0-1	.000	0-0	.000	1	2	3	4.3	3	0	0	2	0	0	7.9	
HOUSTON BAPTIST	12/28/16	* 31	6-8	.750	3-3	1.000	8-9	.889	4	3	7	4.5	1	1	1	2	1	23	9.1	
at Ole Miss	01/01/17	* 37	6-13	.462	4-9	.444	3-3	1.000	1	3	4	4.4	1	0	1	1	1	19	9.8	
Totals		2	328	48-87	.552	20-37	.541	21-25	.840	24	38	62	4.4	19	7	9	13	7	137	9.8

Games played: 14  
Minutes/game: 23.4  
Points/game: 9.8  
FG Pct: 55.2  
3FG Pct: 54.1  
FT Pct: 84.0

Rebounds/game: 4.4  
Assists/game: 0.5  
Turnovers/game: 0.6  
Assist/turnover ratio: 0.8  
Steals/game: 0.5  
Blocks/game: 0.9

## SWENSON'S CAREER STATISTICS


Season	gp-gs	min/avg	Total		3-Point		F-Throws		Rebounds				Scoring							
			fg-fga	pct	fg-fga	pct	ft-fa	pct	off	def	tot	avg	pf	fo	ast	to	blk	stl	pts	avg
2015-16	29-1	373/12.9	27-84	.321	5-21	.238	19-27	.704	34	34	68	2.3	26	0	7	15	4	10	78	2.7
2016-17	14-2	328/23.4	48-87	.552	20-37	.541	21-25	.840	24	38	62	4.4	19	0	7	9	13	7	137	9.8
TOTAL	43-3	701/16.3	75-171	.439	25-58	.431	40-52	.769	58	72	130	3.0	45	0	14	24	17	17	215	5.0



# 10

## NOTES

- Played in eight games this year
- Career-best nine points in 14 minutes against ULM



**KIARA WILLIAMS**  
F/C | FR | 6-1 | LITTLE ROCK, ARK.

## 16-17 HIGHS

Points	9 vs. ULM, 11-13-16
FGM	4 vs. ULM, 11-13-16
FGA	6 vs. ULM, 11-13-16
3PM	0
3PA	0
FTM	1 vs. Tulsa, 11-30-16*
FTA	4 vs. ULM, 11-13-16
OREB	2 vs. Memphis, 11-25-16*
DREB	4 vs. Memphis, 11-25-16
REB	6 vs. Memphis, 11-25-16
AST	0
BLK	1 at Missouri State, 12-11-16
STL	1 vs. SHSU, 11-11-16
MIN	14 vs. NSU, 12-18-15*

## CAREER HIGHS

Points	9 vs. ULM, 11-13-16
FGM	4 vs. ULM, 11-13-16
FGA	6 vs. ULM, 11-13-16
3PM	0
3PA	0
FTM	1 vs. Tulsa, 11-30-16*
FTA	4 vs. ULM, 11-13-16
OREB	2 vs. Memphis, 11-25-16*
DREB	4 vs. Memphis, 11-25-16
REB	6 vs. Memphis, 11-25-16
AST	0
BLK	1 at Missouri State, 12-11-16
STL	1 vs. SHSU, 11-11-16
MIN	14 vs. NSU, 12-18-15*

\*Most Recent

## MISCELLANEOUS

	2016-17	Career
10+ Pts	-	-
15+ Pts	-	-
20+ Pts	-	-
10+ Rebs	-	-
15+ Rebs	-	-
Double-Double	-	-
5+ Ast	-	-
Led AR in Pts	-	-
Led AR in Reb	-	-
GP/GS	8/-	8/-

## HONORS

• TBA

## 16-17 GAME BY GAME

Opponent	Date	gs	min	Total		3-Pointers		Free throws		Rebounds				pf	a	t/o	blk	stl	pts	avg
				fg-fga	pct	3fg-fga	pct	ft-fa	pct	off	def	tot	avg							
SAM HOUSTON STATE	11/11/16	5	0-1	.000	0-0	.000	0-0	.000	0	1	1	1.0	0	0	1	0	1	0	0.0	
LA-MONROE	11/13/16	14	4-6	.667	0-0	.000	1-4	.250	2	3	5	3.0	4	0	0	0	0	9	4.5	
SOUTH DAKOTA	11/17/16	dnp	-	-	-	-	-	-	-	-	-	-	-	-	-	-	-	-	-	
STETSON	11/21/16	0	0-0	.000	0-0	.000	0-0	.000	0	0	0	2.0	0	0	0	0	0	0	3.0	
vs Memphis	11/25/16	8	3-4	.750	0-0	.000	0-0	.000	2	4	6	3.0	2	0	0	0	0	6	3.8	
vs NAVY	11/26/16	dnp	-	-	-	-	-	-	-	-	-	-	-	-	-	-	-	-	-	
at Tulsa	11/30/16	8	1-2	.500	0-0	.000	1-2	.500	1	2	3	3.0	0	0	0	0	0	3	3.6	
TEXAS TECH	12/03/16	dnp	-	-	-	-	-	-	-	-	-	-	-	-	-	-	-	-	-	
BUTLER	12/07/16	10	1-1	1.000	0-0	.000	0-0	.000	1	2	3	3.0	2	0	1	0	1	2	3.3	
at Missouri State	12/11/16	12	1-2	.500	0-0	.000	0-2	.000	1	2	3	3.0	1	0	0	1	0	2	3.1	
NWST	12/18/16	14	0-2	.000	0-0	.000	0-2	.000	0	1	1	2.8	4	1	3	1	0	0	2.8	
at Ole Miss	01/01/17	dnp	-	-	-	-	-	-	-	-	-	-	-	-	-	-	-	-	-	
Totals		0	71	10-18	.556	0-0	.000	2-10	.200	7	15	22	2.8	13	1	5	2	2	22	2.8

Games played: 8  
Minutes/game: 8.9  
Points/game: 2.8  
FG Pct: 55.6  
FT Pct: 20.0

Rebounds/game: 2.8  
Assists/game: 0.1  
Turnovers/game: 0.6  
Assist/turnover ratio: 0.2  
Steals/game: 0.3  
Blocks/game: 0.3

## WILLIAMS' CAREER STATISTICS

Season	gp-gs	min/avg	Total		3-Point		F-Throws		Rebounds				Scoring							
			fg-fga	pct	fg-fga	pct	ft-fa	pct	off	def	tot	avg	pf	fo	ast	to	blk	stl	pts	avg
2016-17	8-0	71/8.9	10-18	.556	0-0	.000	2-10	.200	7	15	22	2.8	13	0	1	5	2	2	22	2.8
TOTAL	8-0	71/8.9	10-18	.556	0-0	.000	2-10	.200	7	15	22	2.8	13	0	1	5	2	2	22	2.8

# 12

## NOTES

- Scored career-best 12 points in win over ULM
- Second consecutive game in double figures with 10 points against South Dakota
- Bettered career-best with 13 points in 14 minutes against Navy
- Missed Stetson and Navy games with illness
- Missed Texas Tech, Butler, Missouri State, NSU, ORU after minor surgery



**BRIUNNA FREEMAN**  
G | SO | 5-9 | PELHAM, GA.

## 16-17 HIGHS

Points	13 vs. Navy, 11-26-16
FGM	5 vs. Navy, 11-26-16*
FGA	7 vs. ULM, 11-13-16
3PM	0
3PA	0
FTM	3 vs. Navy, 11-26-16
FTA	4 vs. Navy, 11-26-16
OREB	3 vs. ULM, 11-13-16
DREB	3 vs. Navy, 11-26-16
REB	4 vs. Navy, 11-26-16*
AST	1 vs. ULM, 11-13-16
BLK	1 vs. Navy, 11-26-16
STL	5 vs. South Dakota, 11-17-16
MIN	24 vs. ULM, 11-13-16

## CAREER HIGHS

Points	13 vs. Navy, 11-26-16
FGM	5 vs. Navy, 11-26-16*
FGA	9, at Butler, 12-13-15
3PM	0
3PA	0
FTM	3 vs. Navy, 11-26-16*
FTA	4 vs. Navy, 11-26-16*
OREB	4, at Butler, 12-13-15
DREB	4, at Butler, 12-13-15
REB	8, at Butler, 12-13-15
AST	2, MVSU, 12-28-15*
BLK	1 vs. Navy, 11-26-16*
STL	5 vs. Navy, 11-26-16
MIN	29, at Butler, 12-13-15

\*Most Recent

## 16-17 GAME BY GAME

Opponent	Date	gs	min	Total		3-Pointers		Free throws		Rebounds				pf	a	t/o	blk	stl	pts	avg
				fg-fga	pct	3fg-fga	pct	ft-fta	pct	off	def	tot	avg							
SAM HOUSTON STATE	11/11/16	9	2-3	.667	0-0	.000	2-2	1.000	2	1	3	3.0	2	0	0	0	1	6	6.0	
LA-MONROE	11/13/16	22	5-7	.714	0-0	.000	2-2	1.000	3	1	4	3.5	3	1	1	0	1	12	9.0	
SOUTH DAKOTA	11/17/16	24	4-7	.571	0-0	.000	2-4	.500	0	1	1	2.7	2	0	2	0	5	10	9.3	
STETSON	11/21/16	dnp	-	-	-	-	-	-	-	-	-	-	-	-	-	-	-	-	-	
vs Memphis	11/25/16	dnp	-	-	-	-	-	-	-	-	-	-	-	-	-	-	-	-	-	
vs NAVY	11/26/16	14	5-5	1.000	0-0	.000	3-4	.750	1	3	4	3.0	1	0	2	1	1	13	10.3	
at Tulsa	11/30/16	3	0-1	.000	0-0	.000	0-2	.000	1	0	1	2.6	0	0	1	0	0	0	8.2	
at Missouri State	12/11/16	dnp	-	-	-	-	-	-	-	-	-	-	-	-	-	-	-	-	-	
at Ole Miss	01/01/17	dnp	-	-	-	-	-	-	-	-	-	-	-	-	-	-	-	-	-	
Totals		0	72	16-23	.696	0-0	.000	9-14	.643	7	6	13	2.6	8	1	6	1	8	41	8.2

Games played: 5  
Minutes/game: 14.4  
Points/game: 8.2  
FG Pct: 69.6  
FT Pct: 64.3

Rebounds/game: 2.6  
Assists/game: 0.2  
Turnovers/game: 1.2  
Assist/turnover ratio: 0.2  
Steals/game: 1.6  
Blocks/game: 0.2

## MISCELLANEOUS

	2016-17	Career
10+ Pts	3	3
15+ Pts	-	-
20+ Pts	-	-
10+ Rebs	-	-
15+ Rebs	-	-
Double-Double	-	-
5+ Ast	-	-
Led AR in Pts	1	1
Led AR in Reb	-	2
GP/GS	5/0	34/3

## HONORS

- Arkansas Academic Honor Roll (3.0-3.49 GPA) (Spring 2016)

## FREEMAN'S CAREER STATISTICS

Season	gp-gs	min/avg	Total		3-Point		F-Throws		Rebounds				Scoring							
			fg-fga	pct	fg-fga	pct	ft-fta	pct	off	def	tot	avg	pf	fo	ast	to	blk	stl	pts	avg
2015-16	29-3	273/9.4	21-70	.300	0-0	.000	5-15	.333	32	28	60	2.1	46	1	13	21	2	13	47	1.6
2016-17	5-0	72/14.4	16-23	.696	0-0	.000	9-14	.643	7	6	13	2.6	8	0	1	6	1	8	41	8.2
TOTAL	34-3	345/10.1	37-93	.398	0-0	.000	14-29	.483	39	34	73	2.1	54	1	14	27	3	21	88	2.6

# 14

## 16-17 HIGHS

Points	19 vs. ORU, 12-21-16
FGM	9 vs. ORU, 12-21-16
FGA	15 vs. ORU, 12-21-16
3PM	2 vs. S Dakota, 11-17-16
3PA	3 vs. NSU, 12-18-15*
FTM	2 vs. S Dakota, 11-17-16
FTA	2 vs. ORU, 12-21-16*
OREB	4 vs. Texas Tech, 12-3-16
DREB	6 vs. ORU, 12-21-16
REB	9 vs. Texas Tech, 12-3-16
AST	11 vs. HBU, 12-28-16
BLK	1 vs. HBU, 12-28-16
STL	3
MIN	40 vs. ORU, 12-21-16

\* Most Recent

## CAREER HIGHS

Points	19 vs. ORU, 12-21-16
FGM	9 vs. ORU, 12-21-16
FGA	15 vs. ORU, 12-21-16
3PM	2 vs. S Dakota, 11-17-16
3PA	3 vs. NSU, 12-18-15
FTM	2 vs. S Dakota, 11-17-16
FTA	2 vs. ORU, 12-21-16*
OREB	4 vs. Texas Tech, 12-3-16
DREB	6 vs. ORU, 12-21-16
REB	9 vs. Texas Tech, 12-3-16
AST	11 vs. HBU, 12-28-16
BLK	1 vs. HBU, 12-28-16
STL	3
MIN	40 vs. ORU, 12-21-16

\* Most Recent

## MISCELLANEOUS

	2016-17	Career
10+ Pts	5	5
15+ Pts	1	1
20+ Pts	-	-
10+ Rebs	-	-
15+ Rebs	-	-
Double-Double	2	2
5+ Ast	5	5
Led AR in Pts	1	1
Led AR in Reb	-	-
GP/GS	14/14	14/14

## HONORS

- SEC Freshman of the Week (Nov. 29, 2016)

## NOTES

- Member of the SEC Women's Basketball Leadership Council
- Played and started all games as a true freshman
- **SEC Freshman of the Week** honors Nov. 29 recording 18 points, nine rebounds and seven assists in two games
- Posted career-best with 19 points on 9-for-15 shooting versus ORU
- Five games with double figure scoring
- Career-best 11 assists versus HBU
- First career double-double with 10 points and 11 assists versus Houston Baptist
- Back-to-back double-doubles with 10 and 10 at Ole Miss in the conference opener



**JAILYN MASON**  
PG | FR | 5-9 | MASON, OHIO

## 16-17 GAME BY GAME

Opponent	Date	gs	min	Total		3-Pointers		Free throws		Rebounds				pf	a	t/o	blk	stl	pts	avg	
				fg-fga	pct	3fg-fga	pct	ft-fa	pct	off	def	tot	avg								
SAM HOUSTON STATE	11/11/16	*	36	2-9	.222	1-2	.500	0-0	.000	0	4	4	4.0	1	5	2	0	3	5	5.0	
LA-MONROE	11/13/16	*	18	2-4	.500	0-1	.000	0-0	.000	0	0	0	2.0	4	2	1	0	0	4	4.5	
SOUTH DAKOTA	11/17/16	*	30	3-7	.429	2-3	.667	2-2	1.000	0	2	2	2.0	1	2	0	0	1	10	6.3	
STETSON	11/21/16	*	31	5-10	.500	1-1	1.000	0-1	.000	1	5	6	3.0	1	2	0	0	0	11	7.5	
vs Memphis	11/25/16	*	25	4-7	.571	1-1	1.000	0-0	.000	1	3	4	3.2	3	2	3	0	0	9	7.8	
vs NAVY	11/26/16	*	28	4-7	.571	1-2	.500	0-0	.000	0	5	5	3.5	4	5	1	0	0	9	8.0	
at Tulsa	11/30/16	*	26	4-8	.500	0-0	.000	0-0	.000	1	5	6	3.9	3	2	2	0	0	8	8.0	
TEXAS TECH	12/03/16	*	31	4-8	.500	0-0	.000	1-2	.500	4	5	9	4.5	1	3	1	0	0	9	8.1	
BUTLER	12/07/16	*	34	0-4	.000	0-0	.000	0-0	.000	2	4	6	4.7	0	5	3	0	1	0	7.2	
at Missouri State	12/11/16	*	22	0-6	.000	0-1	.000	0-0	.000	1	2	3	4.5	2	0	0	0	1	0	6.5	
NWST	12/18/16	*	36	3-7	.429	1-3	.333	0-0	.000	2	3	5	4.5	0	3	4	1	3	7	6.5	
ORU	12/21/16	*	40	9-15	.600	0-1	.000	1-2	.500	0	6	6	4.7	2	3	1	0	0	19	7.6	
HOUSTON BAPTIST	12/28/16	*	33	5-11	.455	0-1	.000	0-0	.000	0	4	4	4.6	1	11	0	1	4	10	7.8	
at Ole Miss	01/01/17	*	36	5-11	.455	0-0	.000	0-0	.000	0	5	5	4.6	4	10	1	1	0	10	7.9	
Totals			14	426	50-114	.439	7-16	.438	4-7	.571	12	53	65	4.6	27	55	19	3	13	111	7.9

Games played: 14  
Minutes/game: 30.4  
Points/game: 7.9  
FG Pct: 43.9  
3FG Pct: 43.8  
FT Pct: 57.1

Rebounds/game: 4.6  
Assists/game: 3.9  
Turnovers/game: 1.4  
Assist/turnover ratio: 2.9  
Steals/game: 0.9  
Blocks/game: 0.2

## MASON'S CAREER STATISTICS

Season	gp-gs	min/avg	Total		3-Point		F-Throws		Rebounds				Scoring							
			fg-fga	pct	fg-fga	pct	ft-fa	pct	off	def	tot	avg	pf	fo	ast	to	blk	stl	pts	avg
2016-17	14-14	426/30.4	50-114	.439	7-16	.438	4-7	.571	12	53	65	4.6	27	0	55	19	3	13	111	7.9
TOTAL	14-14	426/30.4	50-114	.439	7-16	.438	4-7	.571	12	53	65	4.6	27	0	55	19	3	13	111	7.9

# 20

## NOTES

- Played in four games this year
- Missed NSU, ORU games with injury
- Several career high marks against HBU including points,- field goals and 3-point field goals made and rebounds



**SYDNEY STOUT**  
F | FR | 6-0 | BIXBY, OKLA.

## 16-17 HIGHS

Points	8 vs. HBU, 12-28-16
FGM	3 vs. HBU, 12-28-16
FGA	5 vs. HBU, 12-28-16
3PM	2 vs. HBU, 12-28-16
3PA	4 vs. HBU, 12-28-16
FTM	0
FTA	0
OREB	0
DREB	6 vs. HBU, 12-28-16
REB	6 vs. HBU, 12-28-16
AST	0
BLK	1 vs. ULM, 11-13-16
STL	0
MIN	15 vs. HBU, 12-28-16

\* Most Recent

## CAREER HIGHS

Points	8 vs. HBU, 12-28-16
FGM	3 vs. HBU, 12-28-16
FGA	5 vs. HBU, 12-28-16
3PM	2 vs. HBU, 12-28-16
3PA	4 vs. HBU, 12-28-16
FTM	0
FTA	0
OREB	0
DREB	6 vs. HBU, 12-28-16
REB	6 vs. HBU, 12-28-16
AST	0
BLK	1 vs. ULM, 11-13-16
STL	0
MIN	15 vs. HBU, 12-28-16

\* Most Recent

## MISCELLANEOUS

	2016-17	Career
10+ Pts	-	-
15+ Pts	-	-
20+ Pts	-	-
10+ Rebs	-	-
15+ Rebs	-	-
Double-Double	-	-
5+ Ast	-	-
Led AR in Pts	-	-
Led AR in Reb	-	-
GP/GS	4/-	4/-

## 16-17 GAME BY GAME

Opponent	Date	gs	min	Total		3-Pointers		Free throws		Rebounds				pf	a	t/o	blk	stl	pts	avg
				fg-fga	pct	3fg-fga	pct	ft-fa	pct	off	def	tot	avg							
SAM HOUSTON STATE	11/11/16		3	0-0	.000	0-0	.000	0-0	.000	0	0	0	0.0	0	0	0	0	0	0.0	
LA-MONROE	11/13/16		6	0-2	.000	0-2	.000	0-0	.000	0	0	0	0.0	1	0	0	1	0	0.0	
SOUTH DAKOTA	11/17/16		dnp	-	-	-	-	-	-	-	-	-	-	-	-	-	-	-	-	
STETSON	11/21/16		dnp	-	-	-	-	-	-	-	-	-	-	-	-	-	-	-	-	
vs Memphis	11/25/16		4	1-1	1.000	1-1	1.000	0-0	.000	0	1	1	0.3	2	0	0	0	0	3 1.0	
vs NAVY	11/26/16		dnp	-	-	-	-	-	-	-	-	-	-	-	-	-	-	-	-	
at Tulsa	11/30/16		dnp	-	-	-	-	-	-	-	-	-	-	-	-	-	-	-	-	
TEXAS TECH	12/03/16		dnp	-	-	-	-	-	-	-	-	-	-	-	-	-	-	-	-	
BUTLER	12/07/16		dnp	-	-	-	-	-	-	-	-	-	-	-	-	-	-	-	-	
at Missouri State	12/11/16		dnp	-	-	-	-	-	-	-	-	-	-	-	-	-	-	-	-	
NWST	12/18/16		dnp	-	-	-	-	-	-	-	-	-	-	-	-	-	-	-	-	
HOUSTON BAPTIST	12/28/16		15	3-5	.600	2-4	.500	0-0	.000	0	6	6	1.8	1	0	2	0	0	8 2.8	
at Ole Miss	01/01/17		dnp	-	-	-	-	-	-	-	-	-	-	-	-	-	-	-	-	
Totals			0	28	4-8	.500	3-7	.429	0-0	.000	0	7	7	1.8	4	0	2	1	0	11 2.8

Games played: 4  
Minutes/game: 7.0  
Points/game: 2.8  
FG Pct: 50.0  
3FG Pct: 42.9

Rebounds/game: 1.8  
Turnovers/game: 0.5  
Blocks/game: 0.3

## HONORS

- TBA

## STOUT'S CAREER STATISTICS

Season	gp-gs	min/avg	Total		3-Point		F-Throws		Rebounds				Scoring							
			fg-fga	pct	fg-fga	pct	ft-fa	pct	off	def	tot	avg	pf	fo	ast	to	blk	stl	pts	avg
2016-17	4-0	28/7.0	4-8	.500	3-7	.429	0-0	.000	0	7	7	1.8	4	0	0	2	1	0	11	2.8
TOTAL	4-0	28/7.0	4-8	.500	3-7	.429	0-0	.000	0	7	7	1.8	4	0	0	2	1	0	11	2.8

# 21

## 16-17 HIGHS

Points	18 at Missouri State, 12-11-16
FGM	5 vs. ORU, 12-21-16*
FGA	17 at Missouri State, 12-11-16
3PM	3 at Missouri State, 12-11-16
3PA	7 at Missouri State, 12-11-16
FTM	5 at Missouri State, 12-11-16
FTA	7 at Missouri State, 12-11-16
OREB	1 at Tulsa, 11-30-16
DREB	5 vs. Texas Tech, 12-3-16
REB	5 vs. Texas Tech, 12-3-16
AST	6 vs. ORU, 12-21-16
BLK	1 vs. HBU, 12-28-16*
STL	4 vs. ULM, 11-13-16
MIN	37 vs. ORU, 12-21-16

## CAREER HIGHS

Points	18 at Missouri State, 12-11-16
FGM	7, MVSU, 12-28-15
FGA	17 at Missouri State, 12-11-16*
	19, at Auburn, 1-24-16 OT
3PM	3 at Missouri State, 12-11-16*
3PA	9, at Butler, 12-13-15
	9, at Auburn, 1-24-16 OT*
FTM	7, New Orleans, 12-30-15
FTA	8, New Orleans, 12-30-15
OREB	2, MVSU, 12-28-15*
DREB	5 vs. Texas Tech, 12-3-16*
	8, at Auburn, 1-24-16 OT
REB	6, ORU, 12-10-15
	9, at Auburn, 1-24-16 OT
AST	6 vs. ORU, 12-21-16
BLK	3, MVSU, 12-28-15
STL	4 vs. ULM, 11-13-16
MIN	37, at Butler, 12-13-15
	42, at Auburn, 1-24-16 OT

\*Most Recent

## MISCELLANEOUS

	2016-17	Career
10+ Pts	3	18
15+ Pts	1	6
20+ Pts	-	1
10+ Rebs	-	-
15+ Rebs	-	-
Double-Double	-	-
5+ Ast	2	3
Led AR in Pts	1	3
Led AR in Reb	-	-
GP/GS	13/3	43/28

## HONORS

- SEC First-Year Academic Honor Roll ('16)
- Arkansas Academic Honor Roll (3.0-3.49 GPA) (Fall 2015, Spring 2016)

## NOTES

- Missed first game with a family emergency
- Scored career-best 18 points in road game at Missouri State
- Three of four games before the holiday break with double figures



**DEVIN COSPER**  
G | SR | 5-10 | COFFEYVILLE, KAN.

## 16-17 GAME BY GAME

Opponent	Date	gs	min	Total		3-Pointers		Free throws		Rebounds				pf	a	t/o	blk	stl	pts	avg
				fg-fga	pct	3fg-fga	pct	ft-fta	pct	off	def	tot	avg							
SAM HOUSTON STATE	11/11/16	dnp	-	-	-	-	-	-	-	-	-	-	-	-	-	-	-	-	-	-
LA-MONROE	11/13/16	18	2-5	.400	0-2	.000	2-2	1.000	0	1	1	1.0	0	5	0	1	4	6	6.0	
SOUTH DAKOTA	11/17/16	6	0-1	.000	0-0	.000	0-0	.000	0	2	2	1.5	0	0	0	0	0	0	3.0	
STETSON	11/21/16	9	0-2	.000	0-2	.000	0-0	.000	0	0	0	1.0	0	1	0	0	0	0	2.0	
vs Memphis	11/25/16	17	4-7	.571	0-3	.000	0-0	.000	0	2	2	1.3	4	2	1	0	0	8	3.5	
vs NAVY	11/26/16	15	1-4	.250	0-2	.000	0-0	.000	0	2	2	1.4	0	3	0	0	2	2	3.2	
at Tulsa	11/30/16	9	0-3	.000	0-1	.000	1-2	.500	1	1	2	1.5	1	0	1	0	0	1	2.8	
TEXAS TECH	12/03/16	11	1-4	.250	0-1	.000	0-0	.000	0	5	5	2.0	0	4	0	0	0	2	2.7	
BUTLER	12/07/16	21	5-9	.556	1-1	1.000	2-4	.500	0	2	2	2.0	0	0	3	0	2	13	4.0	
at Missouri State	12/11/16	30	5-17	.294	3-7	.429	5-7	.714	0	4	4	2.2	2	1	1	0	3	18	5.6	
NWST	12/18/16	21	4-6	.667	1-2	.500	0-0	.000	0	2	2	2.2	0	3	2	1	1	9	5.9	
ORU	12/21/16	* 37	5-14	.357	0-3	.000	0-0	.000	0	3	3	2.3	0	6	2	1	2	10	6.3	
HOUSTON BAPTIST	12/28/16	* 28	2-9	.222	1-1	1.000	0-0	.000	0	3	3	2.3	1	3	2	1	1	5	6.2	
at Ole Miss	01/01/17	* 33	4-9	.444	0-2	.000	1-1	1.000	0	3	3	2.4	3	2	1	0	2	9	6.4	
Totals		3	255	33-90	.367	6-27	.222	11-16	.688	1	30	31	2.4	11	30	13	4	17	83	6.4

Games played: 13  
Minutes/game: 19.6  
Points/game: 6.4  
FG Pct: 36.7  
3FG Pct: 22.2  
FT Pct: 68.8

Rebounds/game: 2.4  
Assists/game: 2.3  
Turnovers/game: 1.0  
Assist/turnover ratio: 2.3  
Steals/game: 1.3  
Blocks/game: 0.3

## COSPER'S CAREER STATISTICS

Season	gp-gs	min/avg	Total		3-Point		F-Throws		Rebounds				pf	fo	ast	to	blk	stl	Scoring	
			fg-fga	pct	fg-fga	pct	ft-fta	pct	off	def	tot	avg							pts	avg
2015-16	30-25	792/26.4	97-293	.331	25-104	.240	50-72	.694	16	83	99	3.3	57	0	42	74	5	34	269	9.0
2016-17	13-3	255/19.6	33-90	.367	6-27	.222	11-16	.688	1	30	31	2.4	11	0	30	13	4	17	83	6.4
TOTAL	43-28	1047/24.3	130-383	.339	31-131	.237	61-88	.693	17	113	130	3.0	68	0	72	87	9	51	352	8.2

# 22

## NOTES

- Played and started all games this season
- Improved her career-best with 11 points on 4-for-6 shooting at Tulsa



**BAILEY ZIMMERMAN**  
G/F | SO | 6-0 | ST. VINCENT, ARK.

## 16-17 HIGHS

Points	11 vs. Tulsa, 11-30-16
FGM	4 vs. Tulsa, 11-30-16
FGA	7 at Missouri State, 12-11-16*
3PM	2 vs. Tulsa, 11-30-16*
3PA	5 vs. SHSU, 11-11-16
FTM	4 at Missouri State, 12-11-16
FTA	4 at Missouri State, 12-11-16*
OREB	2 vs. ULM, 11-13-16*
DREB	5 vs. Navy, 11-26-16*
REB	7 vs. Navy, 11-26-16*
AST	3 vs. Butler, 12-7-16*
BLK	1 vs. HBU, 12-28-16*
STL	2 vs. NSU, 12-18-15*
MIN	32 vs. SHSU, 11-11-16

\* Most Recent

## CAREER HIGHS

Points	11 vs. Tulsa, 11-30-16
FGM	4 vs. Tulsa, 11-30-16
FGA	9 at Butler, 12-13-15
3PM	2 vs. Tulsa, 11-30-16*
3PA	7, at Butler, 12-13-15
FTM	2 vs. South Dakota, 11-17-16*
FTA	4 vs. Butler, 12-7-16
OREB	3 at Butler, 12-13-15*
DREB	5 vs. Navy, 11-26-16*
REB	7 vs. Navy, 11-26-16*
AST	3 vs. Navy, 11-26-16*
BLK	1 vs. HBU, 12-28-16*
STL	2 vs. NSU, 12-18-15*
MIN	32 vs. SHSU, 11-11-16

\*Most Recent

## MISCELLANEOUS

	2016-17	Career
10+ Pts	-	-
15+ Pts	-	-
20+ Pts	-	-
10+ Rebs	-	-
15+ Rebs	-	-
Double-Double	-	-
5+ Ast	-	-
Led AR in Pts	-	-
Led AR in Reb	-	-
GP/GS	14/14	34/15

## HONORS

- Arkansas Athletic Director's List (3.5-3.99 GPA) (Fall 2015)

## 16-17 GAME BY GAME

Opponent	Date	gs	min	Total		3-Pointers		Free throws		Rebounds				pf	a	t/o	blk	stl	pts	avg	
				fg-fga	pct	3fg-fga	pct	ft-fa	pct	off	def	tot	avg								
SAM HOUSTON STATE	11/11/16	*	32	3-6	.500	2-5	.400	1-2	.500	2	3	5	5.0	1	3	1	0	1	9	9.0	
LA-MONROE	11/13/16	*	18	1-7	.143	0-3	.000	1-2	.500	2	5	7	6.0	0	2	0	0	1	3	6.0	
SOUTH DAKOTA	11/17/16	*	15	2-4	.500	2-3	.667	1-2	.500	2	2	4	5.3	3	1	0	0	0	7	6.3	
STETSON	11/21/16	*	24	2-4	.500	1-3	.333	0-0	.000	0	4	4	5.0	1	1	2	0	0	5	6.0	
vs Memphis	11/25/16	*	22	1-4	.250	1-4	.250	0-0	.000	0	3	3	4.6	2	2	2	0	2	3	5.4	
vs NAVY	11/26/16	*	13	0-1	.000	0-1	.000	0-0	.000	1	6	7	5.0	2	3	1	0	1	0	4.5	
at Tulsa	11/30/16	*	30	4-6	.667	2-3	.667	1-1	1.000	1	3	4	4.9	1	0	2	0	1	11	5.4	
TEXAS TECH	12/03/16	*	24	2-6	.333	1-3	.333	0-0	.000	1	3	4	4.8	2	0	1	1	0	5	5.4	
BUTLER	12/07/16	*	25	1-4	.250	1-3	.333	1-4	.250	1	2	3	4.6	3	3	1	0	1	4	5.2	
at Missouri State	12/11/16	*	31	2-7	.286	0-2	.000	4-4	1.000	3	1	4	4.5	0	2	1	0	2	8	5.5	
NWST	12/18/16	*	26	3-5	.600	0-2	.000	0-2	.000	1	2	3	4.4	1	1	2	0	2	6	5.5	
ORU	12/21/16	*	29	1-4	.250	0-1	.000	1-4	.250	1	5	6	4.5	0	0	1	1	0	3	5.3	
HOUSTON BAPTIST	12/28/16	*	20	1-4	.250	1-4	.250	0-0	.000	0	4	4	4.5	2	1	1	1	2	3	5.2	
at Ole Miss	01/01/17	*	22	0-1	.000	0-1	.000	0-0	.000	0	2	2	4.3	1	1	4	0	1	0	4.8	
Totals			14	331	23-63	.365	11-38	.289	10-21	.476	15	45	60	4.3	19	20	19	3	14	67	4.8

Games played: 14  
Minutes/game: 23.6  
Points/game: 4.8  
FG Pct: 36.5  
3FG Pct: 28.9  
FT Pct: 47.6

Rebounds/game: 4.3  
Assists/game: 1.4  
Turnovers/game: 1.4  
Assist/turnover ratio: 1.1  
Steals/game: 1.0  
Blocks/game: 0.2

## ZIMMERMAN'S CAREER STATISTICS

Season	gp-gs	min/avg	Total		3-Point		F-Throws		Rebounds				Scoring							
			fg-fga	pct	fg-fga	pct	ft-fa	pct	off	def	tot	avg	pf	fo	ast	to	blk	stl	pts	avg
2015-16	20-1	174/8.7	6-48	.125	4-33	.121	7-12	.583	12	9	21	1.1	9	0	4	15	2	4	23	1.2
2016-17	14-14	331/23.6	23-63	.365	11-38	.289	10-21	.476	15	45	60	4.3	19	0	20	19	3	14	67	4.8
TOTAL	34-15	505/14.9	29-111	.261	15-71	.211	17-33	.515	27	54	81	2.4	28	0	24	34	5	18	90	2.6

# 35

## 16-17 HIGHS

Points	13 vs. ULM, 11-13-16
FGM	5 vs. HBU, 12-28-16*
FGA	8 vs. South Dakota, 11-17-16*
3PM	0
3PA	0
FTM	7 vs. ULM, 11-13-16
FTA	12 vs. ULM, 11-13-16
OREB	5 vs. HBU, 12-28-16
DREB	8 vs. Memphis, 11-25-16
REB	10 vs. Memphis, 11-25-16
AST	4 vs. Butler, 12-7-16
BLK	4 vs. Tulsa, 11-30-16*
STL	1 vs. ORU, 12-21-16*
MIN	31 vs. Texas Tech, 12-3-16*

\*Most Recent

## CAREER HIGHS

Points	19, ORU, 12-10-15
FGM	8, ORU, 12-10-15
FGA	10, ORU, 12-10-15
	10, vs. Florida, 1-28-16 OT
FTM	7 vs. ULM, 11-13-16
FTA	12 vs. ULM, 11-13-16
OREB	7, #24 Missouri, 1-17-16
DREB	8 vs. Memphis, 11-25-16
REB	10 vs. Memphis, 11-25-16*
	10, vs. Florida, 1-28-16 OT
AST	4 vs. Butler, 12-7-16
BLK	4 at Tulsa, 11-30-16*
STL	1 vs. ORU, 12-21-16*
	2, at Auburn, 1-24-16 OT
MIN	33, ORU, 12-10-15
	39, at Auburn, 1-24-16 OT

\*Most Recent

## MISCELLANEOUS


	2016-17	Career
10+ Pts	6	13
15+ Pts	-	2
20+ Pts	-	-
10+ Rebs	1	5
15+ Rebs	-	-
Double-Double	1	4
5+ Ast	-	-
Led AR in Pts	1	4
Led AR in Reb	3	8
GP/GS	14/12	44/40

## HONORS

- Arkansas Academic Honor Roll (3.0-3.49 GPA) (Spring 2016)
- Nugget Classic All-Tournament Team

## NOTES

- Seven games with double digit points
- First double double of the season with 10 points and 11 rebounds against Memphis
- Selected to the Nugget Classic All-Tournament Team
- Two games with four blocks (SHSU, Tulsa)
- Career-best four assists against Butler



**ALECIA COOLEY**  
C | SR | 6-4 | EVANSTON, ILL.

## 16-17 GAME BY GAME

Opponent	Date	gs	min	Total		3-Pointers		Free throws		Rebounds				Other				pts	avg		
				fg-fga	pct	3fg-fga	pct	ft-fa	pct	off	def	tot	avg	pf	a	t/o	blk			stl	
SAM HOUSTON STATE	11/11/16	*	26	4-8	.500	0-0	.000	4-6	.667	2	3	5	5.0	0	0	2	4	1	12	12.0	
LA-MONROE	11/13/16	*	18	3-5	.600	0-0	.000	7-12	.583	1	5	6	5.5	1	2	1	1	0	13	12.5	
SOUTH DAKOTA	11/17/16	*	31	5-8	.625	0-0	.000	2-2	1.000	1	2	3	4.7	3	1	2	1	0	12	12.3	
STETSON	11/21/16	*	24	1-3	.333	0-0	.000	5-6	.833	3	6	9	5.8	3	3	4	0	1	7	11.0	
vs Memphis	11/25/16	*	26	4-6	.667	0-0	.000	2-2	1.000	3	8	11	6.8	1	2	2	0	0	10	10.8	
vs NAVY	11/26/16	*	18	2-4	.500	0-0	.000	0-0	.000	3	4	7	6.8	0	1	4	0	1	4	9.7	
at Tulsa	11/30/16	*	24	1-6	.167	0-0	.000	2-2	1.000	1	5	6	6.7	0	0	0	4	0	4	8.9	
TEXAS TECH	12/03/16	*	31	3-11	.273	0-0	.000	0-0	.000	3	4	7	6.8	2	0	3	1	1	6	8.5	
BUTLER	12/07/16	*	16	2-3	.667	0-0	.000	0-0	.000	1	3	4	6.4	1	4	1	1	0	4	8.0	
at Missouri State	12/11/16	*	20	2-5	.400	0-0	.000	0-0	.000	4	1	5	6.3	3	1	2	1	0	4	7.6	
NWST	12/18/16	*	18	1-2	.500	0-0	.000	5-6	.833	1	2	3	6.0	1	0	2	2	0	7	7.5	
ORU	12/21/16	*	20	3-6	.500	0-0	.000	5-5	1.000	2	2	4	5.8	0	0	1	0	1	11	7.8	
HOUSTON BAPTIST	12/28/16		18	5-7	.714	0-0	.000	0-3	.000	5	3	8	6.0	1	1	1	1	0	10	8.0	
at Ole Miss	01/01/17		15	4-6	.667	0-0	.000	4-6	.667	0	1	1	5.6	2	0	1	1	1	12	8.3	
Totals			12	305	40-80	.500	0-0	.000	36-50	.720	30	49	79	5.6	18	15	26	17	6	116	8.3

Games played: 14  
Minutes/game: 21.8  
Points/game: 8.3  
FG Pct: 50.0  
FT Pct: 72.0

Rebounds/game: 5.6  
Assists/game: 1.1  
Turnovers/game: 1.9  
Assist/turnover ratio: 0.6  
Steals/game: 0.4  
Blocks/game: 1.2

## COOLEY'S CAREER STATISTICS

Season	gp-gs	min/avg	Total		3-Point		F-Throws		Rebounds				Scoring							
			fg-fga	pct	fg-fga	pct	ft-fa	pct	off	def	tot	avg	pf	fo	ast	to	blk	stl	pts	avg
2015-16	30-28	699/23.3	74-148	.500	0-0	.000	48-63	.762	50	95	145	4.8	49	2	16	34	11	11	196	6.5
2016-17	14-12	305/21.8	40-80	.500	0-0	.000	36-50	.720	30	49	79	5.6	18	0	15	26	17	6	116	8.3
TOTAL	44-40	1004/22.8	114-228	.500	0-0	.000	84-113	.743	80	144	224	5.1	67	2	31	60	28	17	312	7.1

## THE LAST TIME ...

// UA scored 110+  
110, vs. Providence (11/16/98)  
// Scored 100 points at home  
101, Houston Baptist, 12-28-16  
// Scored 100 points on the road  
108, Baylor (3-6-91; SWC Tourn., Dallas, Texas)  
// Scored 90 points on the road  
91, (91-80 Win in 3OT, 2-10-13, at Alabama)  
// Scored 70-79 points on the road  
72, vs. Binghamton (at New Mexico) (11-30-13)  
// Allowed 100 points  
100, #3 Connecticut (11-14-1998)  
// Allowed 80+ points  
80, No. 5 Mississippi State (1-10-2016)  
// Allowed 70-79 points  
74, at Ole Miss, 1-1-2017  
// Allowed 69-60 points  
60, Texas Tech 12-3-16  
// Held opponent to 60-50 points  
50, Butler, 12-7-16  
// Held opponent to 40-49 points  
40, Houston Baptist, 12-28-16  
// Held opponent to 39-30  
36, Northwestern State, 12-18-16  
// Held opponent under 45 points three cons. games  
45, SHSU (11-8-13, W 81-45);  
33 ORU (11-13-13, W 91-33);  
45, Furman (11-16-13, W, 74-45)  
// Held an SEC opponent under 50 points in 3 cons. games  
47, Auburn (1-29-15, W, 52-47); 42, Alabama  
(2-1-15, W, 53-42); #24/21 Georgia (2-9-15, W, 54-48)  
// Held opponent to 29 points or less  
23, Binghamton, 11-30-13  
// Scored 90-99 points  
91 vs. Memphis, 11-25-16  
// Scored 80-89 points  
86, Mississippi Valley State (12-28-15)  
// Scored 70-79 points  
70 vs. Navy, 11-26-16  
// Scored 60-69 points  
64, at Ole Miss, 1-1-2017  
// Was held to 50-59  
57 at Tulsa, 11-30-16  
// Was held to 49-40  
48, at Missouri (2-14-16)  
// Was held to 39-20  
32, at No. 2 South Carolina (1-3-16)  
// Was held to 20 or less  
N/A  
// Held an opponent under 15 points in a half  
13, Northwestern State, 12-18-16  
// Won an overtime game  
91-80 Win in 3OT, 2-10-13, at Alabama  
// Lost an overtime game  
Florida (71-66), 1-28-16  
// Won a double overtime game  
73-72, vs. Florida (1-29-12)  
// Lost a double overtime game  
N/A  
// Won a triple overtime game  
91-80 Win in 3OT, 2-10-13, at Alabama  
// Played consecutive overtime games  
1-24-16 at Auburn (lost); 1-28-16 vs Florida (lost)  
// Won a regular season tournament  
Nugget Classic (Reno, Nev., Nov. 25-26, 2016)  
// Made 30-39 field goals  
38, Houston Baptist, 12-28-16  
// Made 20-29 field goals  
23, at Ole Miss, 1-1-2017  
// Made 10-19 field goals  
17, Ole Miss, 2-28-16  
// Held opponent under 15 field goals  
14, Houston Baptist, 12-28-16

// Made 10 three-point field goals  
10, Houston Baptist, 12-28-16  
// Did not make a three point basket (began in 1986)  
0-10, at Mississippi State (L 44-47), 2-3-13  
// Made 30 free throws  
38 at Florida (38-54); (2-22-04)  
// Made 15+ Free Throws  
15, Houston Baptist, 12-28-16  
// Shot 40-49 or better from the field  
40.0 (24-60), ORU 12-21-16  
// Shot 50-59 or better from the field  
52.1 (38-73), Houston Baptist, 12-28-16  
// Shot 60 percent or better from the field  
.600 (36-60) vs. Ole Miss (W, 93-52; 3-3-13)  
// Held to less than 40 percent from the field  
37.7 (23-61), at Ole Miss, 1-1-2017  
// Held to less than 30 percent from the field  
24.1 (18-44) at No. 2 South Carolina (1-3-16)  
// Held to less than 20 percent from the field  
.182 (10-55) vs. No. 6/7 Tennessee (1-8-12; L, 38-69)  
// Allowed opponent to shoot over 50% from the field  
56.8 (25-44) vs. South Dakota, 11-17-16  
// Held opponent to less than 40% from the field  
38.2 (26-68) vs. Texas Tech, 12-3-16  
// Held opponent to less than 30% from the field  
24.1 (14-58), Houston Baptist, 12-28-16  
// Held opponent to less than 20% from the field in a single half:  
.136 (3-22), First Half, Binghamton, 11-30-13  
.200 (5-25), First Half, MVSU, 12-28-13  
.200 (5-25), First Half, Grambling State, 12-29-14  
// Held opponent under 15% from three-point distance  
.143 (2-14) at Tulsa, 11-30-16  
// Had 70+ rebounds  
74, Mississippi Valley State (11-24-89)  
// Had 60-69 rebounds  
65, Grambling State, 12-29-14  
// Had 50-59 rebounds  
51, Houston Baptist, 12-28-16  
// Had five or more blocked shots in a game  
10, Houston Baptist, 12-28-16  
// Had 20 or more assists in a game  
27, Houston Baptist, 12-28-16  
// Had 20 or more steals in a game  
20, ORU (11-13-13)  
// Had 15 or more steals in a game  
18, Oregon, (11-25-12, W 79-67)  
// Had 10 or more steals in a game  
12, Houston Baptist, 12-28-16  
// Had 20 or more turnovers in a game  
21 vs. Navy, 11-26-16  
// Forced 20 or more turnovers in a game  
21 vs. Butler, 12-7-16  
// Forced 25 or more Turnovers in a game  
20, at Auburn (1-24-16)  
// Defeated a ranked team  
77-76, #17/16 Iowa (Las Vegas), 12-18-14  
54-48, #24/21 Georgia, 2-9-15  
57-55, No. 22/25 Northwestern, 3/20/15  
67-61, No. 13 Texas A&M, 1-7-16  
64-59, No. 13 Tennessee, 1-14-16  
64-52, No. 24 Missouri, 1-17-16  
// Defeated a ranked team on the road  
57-53, at #19/18 LSU, 2-23-14  
77-76, #17/16 Iowa (Las Vegas), 12-18-14  
// All-time SEC record  
129-214 (25 years)  
// All-time SEC win streak  
8 games (1-15-12: Auburn through 2-15-12: at Auburn)  
// All-time SEC home win streak  
5 games (1-15-12: Auburn through 2-9-12: S. Carolina)

## THE LAST TIME A RAZORBACK PLAYER ...

// Scored 20-24 points  
23, Jessica Jackson, Northwestern State, 12-18-16  
// Scored 25-29 points  
25, Jessica Jackson vs. No. 13 Tennessee (1-14-16)  
// Scored 30+ points  
34, Jessica Jackson, Houston Baptist, 12-28-16  
// Scored 20+ points seven times in a season  
Jessica Jackson, 2013-14 (22 vs. MTSU, 22 at Missouri, 23 at Florida, 24 at Georgia, 31 vs. Ole Miss, 23 at Kentucky, 25 at LSU)  
// Scored 20+ points eight times in a season  
Jessica Jackson, 2015-16 (20 vs. SHSU; 24 at SDSU; 29 vs. Tulsa, 22 vs. La.; 22 vs. No. 5 Texas; 20 at No. 5 MSU; 25 vs. #13 Tennessee; 25 vs. Alabama; 20)  
// Double figures in 14 consecutive games (Season)  
Jessica Jackson, 11/11/16-present  
// Scored 23+ points in three consecutive games  
Jessica Jackson (24 at Georgia 1-16-14, 31 vs. Ole Miss 1-19-14, 23 at Kentucky 1-26-14)  
// Three players scored double figures in 1 game  
Texas Tech (12-3-16) (Jackson, Wilson, Monk)  
// Four players scored double figures in 1 game  
at Ole Miss, 1-1-2017 (Jackson, Swenson, Mason, Cooley)  
// Four players scored doubles figures in a game for 4 consecutive games  
12-6-12 - 12-21-12; vs. Kansas, Furman, MVSU, and NSU  
// Five players scored double figures in 1 game  
vs. Memphis (11-25-16) (Jackson, Wilson, Monk, Swenson, Cooley)  
// Made 10+ field goals in a game  
12, Jessica Jackson, Houston Baptist, 12-28-16  
// Attempted 15-20 field goals in a game  
15, Jessica Jackson, at Ole Miss, 1-1-2017  
// Attempted 20+ field goals in a game  
23, Jessica Jackson vs. No. 5 Texas (1-20-16)  
// Attempted 10 free throws in a game  
14, Jessica Jackson, Ole Miss, 2-28-16  
// Made 5 or more three-pointers in a game  
5, Jessica Jackson at #19/18 LSU, 2-23-14  
// Attempted 10+ three-pointers in a game  
11, Bria Pitts at #19/18 LSU, 2-23-14  
// Had 10-14 rebounds  
10, Jessica Jackson, at Ole Miss, 1-1-2017  
// Had 15+ rebounds  
20, Melissa Wolff, New Orleans, 1-30-15  
// Had 10 offensive rebounds - Records go back to 05-06  
11, Melissa Wolff vs. New Orleans (1-30-15)  
// Had 10 defensive rebounds - Records go back to 05-06  
11, Jessica Jackson, LSU (2/22/15)  
// Had 10+ assists  
10, Jaielyn Mason, at Ole Miss, 1-1-2017  
// Had 10+ assists in consecutive games  
Jaielyn Mason (11 vs. HBU, 12-28-16 and 10 at Ole Miss, 1-1-17)  
*Calli Berna (11 vs. No. 10/8 KY 2/7/13 and 11 at UA 2/10/13)*  
// Had 5+ blocks in a game  
(3x) 5, Jessica Jackson (vs. ORU, 11-13-13); (No. 25 Vanderbilt, 2-20-14); (at Tulsa, 12-14-14)  
// Had 10 or more blocks in a game  
9, Robyn Irwin vs. SMSU, 12-19-88 (school record)  
// Had 5 or more steals in a game  
5, Brianna Freeman vs. South Dakota (12-16)  
// Had a double-double  
10/10 asst, Jaielyn Mason, at Ole Miss, 1-1-2017  
11/10, Jessica Jackson, at Ole Miss, 1-1-2017  
// Had a double-double in two straight games  
2016-17, Jessica Jackson 43/10 vs. HBU, 12-28-16 and 11/10 at Ole Miss, 1-1-17  
2016-17, Jaielyn Mason, 10/11 vs. HBU, 12-28-16 and 10/10 at Ole Miss, 1-1-17

2015-16, Jessica Jackson 13/10 vs. SE Louisiana, 11-13-15; 20/13 vs. SHSU, 11-15-15  
// Had two players record a double-double  
10/10 asst, Jaielyn Mason, at Ole Miss, 1-1-17  
10/11, Jessica Jackson, at Ole Miss, 1-1-17  
// Had six double-doubles in a season  
Melissa Wolff, 2014-15 (Nicholls, Savannah State, Richmond, Grambling State, Tennessee, Northwestern)  
// Had 10+ double-doubles in a season  
2006-07, Lauren Ervin (14)  
// Had a triple-double  
14 pts, 13 reb, 12 asts, C'eira Ricketts vs. Auburn (1-18-2009)





00

**JESSICA JACKSON**  
6-3 | F | SR | Jacksonville, Ark.



2

**AALIYAH WILSON**  
5-10 | G/F | FR | Muskogee, Okla.



3

**MALICA MONK**  
5-5 | G | SO | N. Little Rock, Ark.



4

**KEIRYN SWENSON**  
6-1 | G/F | SO | Wichita, Kan.



10

**KIARA WILLIAMS**  
6-1 | F/C | FR | Little Rock, Ark.



12

**BRIUNNA FREEMAN**  
5-9 | G | SO | Pelham, Ga.



14

**JAILYN MASON**  
5-9 | PG | FR | Mason, Ohio




20

**SYDNEY STOUT**  
6-0 | F | FR | Bixby, Okla.



21

**DEVIN COSPER**  
5-10 | G | JR | Coffeyville, Kan.



22

**BAILEY ZIMMERMAN**  
6-0 | G/F | SO | St. Vincent, Ark.



35

**ALECIA COOLEY**  
6-4 | C | SR | Evanston, Ill.



42

**YASMEEN RATLIFF**  
6-5 | C | FR | Alpharetta, Ga.



HC

**JIMMY DYKES**  
Arkansas, 1985 | 3rd Season



AC

**TARI CUMMINGS**  
Oklahoma State, 2003 | 6th Season



AC

**TOMMY DEFFEBEAUGH**  
Drury College, 1985 | 2nd Season



AC

**CHENEL HARRIS**  
Kent State, 2010 | 1st Season